



SPA EURO RACE

FORD FIESTA SPRINT CUP NL + BE

Results Booklet





FORD FIESTA SPRINT CUP NL + BE SPA EURO RACE FREE PRACTICE 1

Classification

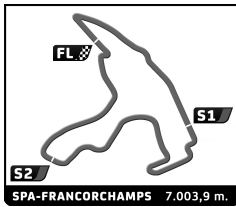
No	Driver	Nat	Team	Car	Cl.	Time	Lap	Total	Gap	Kph
1	17 Paul SIELJES	NLD	Stuart Racing Team		NL	3:02.308	7	9	-	138.3
2	9 Rik KOEN	NLD	Cor Euser Racing		NL	3:02.567	7	8	+0.259	138.1
3	3 Liroy STUART	NLD	Wensink Racing Team		NL	3:02.853	7	9	+0.545	137.9
4	1 Laurens DE WIT	NLD	Vakgarage pb Technova College Racing		NL	3:02.929	7	8	+0.621	137.8
5	77 Daan PIJL	NLD	Cor Euser Racing		NL	3:02.975	7	8	+0.667	137.8
6	24 Bert LONGIN	BEL	Garage Feyaerts		BE	3:03.605	7	9	+1.297	137.3
7	7 Jules GROUWELS	NLD	Race Art by BKR		NL	3:03.805	7	8	+1.497	137.2
8	25 David DE SAEGER	BEL	Vanspringel Motorsport		BE	3:03.860	7	9	+1.552	137.1
9	47 Colin CARESANI	NLD	Bas Koeten Racing		NL	3:03.901	7	8	+1.593	137.1
10	32 Kenny HERREMANS	BEL	Niels Lagrange		BE	3:04.191	4	5	+1.883	136.9
11	98 Philippe HUART	BEL	Belgium Racing		BE	3:04.695	4	8	+2.387	136.5
12	99 Dylan DERDAELE	BEL	Belgium Racing		BE	3:05.033	7	8	+2.725	136.3
13	22 Jop RAPPANGE	NLD	Bas Koeten Racing		NL	3:05.541	7	8	+3.233	135.9
14	40 Hanne TERIUM	BEL	EMG Motorsport		BE	3:06.582	7	8	+4.274	135.1
15	29 Nathan VANSRINGEL	BEL	Vanspringel Motorsport		BE	3:07.160	3	8	+4.852	134.7
16	33 Jari BENSCHOP	NLD	Bas Koeten Racing		NL	3:07.475	7	9	+5.167	134.5
17	18 Youri/Jorn VERSWIJVEREN/BOE	NLD	NXT Racing		NL	3:07.484	2	3	+5.176	134.5
18	11 Belle RAPPANGE	NLD	Bas Koeten Racing		NL	3:07.643	8	9	+5.335	134.4
19	5 Ronald BEZUUR	NLD	Dekker Racing		NL	3:07.779	8	9	+5.471	134.3
20	94 Giovanni VAN LIL	BEL	Belgium Driver Academy		BE	3:08.518	7	8	+6.210	133.7
21	53 Dilango/Dimitri DE VOS/DE VO	NLD	D4 Racing by FMA		NL	3:09.454	4	8	+7.146	133.1
22	4 Tom FEYAERTS	BEL	Garage Feyaerts		BE	3:10.498	7	9	+8.190	132.4
23	14 Alexander BORGMANS	BEL	Ford Morren Motor by Niels Lagrange		BE	3:10.658	4	8	+8.350	132.2
24	58 Doortje HERBER	NLD	Bas Koeten Racing		NL	3:10.999	7	8	+8.691	132.0
25	72 Dilanjo DE VOS	NLD	Blueberry Racing		NL	3:12.510	4	8	+10.202	131.0
26	30 Gilles VERVISCH	BEL	Niels Lagrange		BE	3:18.748	4	8	+16.440	126.9
27	97 Bart VERSLUYS	BEL	Belgium Racing		BE	3:28.161	6	7	+25.853	121.1

Fastest Lap: Lap 7 | Paul SIELJES | **3:02.308** | 138.3 Kph

Published at:

Track Status: **DRY**


Race Director	Timekeeper:
---------------	-------------



FORD FIESTA SPRINT CUP NL + BE SPA EURO RACE FREE PRACTICE 1

Best Sector Times


Sector 1			Sector 2			Sector 3			Ideal Lap	Best Lap
Pos	No Driver	Time	No Driver	Time	No Driver	Time	Pos	No Driver		
1	17 P.SIELJES	54.495	1 L.DE WIT	1:18.768	17 P.SIELJES	48.177	1	17 P.SIELJES	3:01.925	3:02.308 (1)
2	9 R.KOEN	54.520	77 D.PIJL	1:19.143	3 L.STUART	48.307	2	3 L.STUART	3:02.272	3:02.853 (3)
3	3 L.STUART	54.635	17 P.SIELJES	1:19.253	9 R.KOEN	48.376	3	1 L.DE WIT	3:02.322	3:02.929 (4)
4	77 D.PIJL	54.818	3 L.STUART	1:19.330	1 L.DE WIT	48.499	4	9 R.KOEN	3:02.325	3:02.567 (2)
5	24 B.LONGIN	54.866	9 R.KOEN	1:19.429	77 D.PIJL	48.509	5	77 D.PIJL	3:02.470	3:02.975 (5)
6	98 P.HUART	54.954	24 B.LONGIN	1:19.458	7 J.GROUWELS	48.626	6	24 B.LONGIN	3:03.024	3:03.605 (6)
7	7 J.GROUWELS	54.975	25 D.DE SAEGER	1:19.676	47 C.CARESANI	48.653	7	25 D.DE SAEGER	3:03.635	3:03.860 (8)
8	1 L.DE WIT	55.055	99 D.DERDAELE	1:19.825	24 B.LONGIN	48.700	8	7 J.GROUWELS	3:03.805	3:03.805 (7)
9	25 D.DE SAEGER	55.067	47 C.CARESANI	1:20.014	40 H.TERIUUM	48.815	9	47 C.CARESANI	3:03.901	3:03.901 (9)
10	47 C.CARESANI	55.234	7 J.GROUWELS	1:20.204	98 P.HUART	48.828	10	98 P.HUART	3:04.336	3:04.695 (11)
11	53 D.DE VOS/DE VOS JR.	55.451	22 J.RAPPANGE	1:20.345	25 D.DE SAEGER	48.892	11	99 D.DERDAELE	3:04.877	3:05.033 (12)
12	33 J.BENSCHOP	55.491	98 P.HUART	1:20.554	29 N.VANSRINGEL	48.923	12	29 N.VANSRINGEL	3:05.299	3:07.160 (15)
13	11 B.RAPPANGE	55.503	29 N.VANSRINGEL	1:20.781	33 J.BENSCHOP	49.050	13	22 J.RAPPANGE	3:05.541	3:05.541 (13)
14	29 N.VANSRINGEL	55.595	40 H.TERIUUM	1:21.029	22 J.RAPPANGE	49.093	14	40 H.TERIUUM	3:06.148	3:06.582 (14)
15	14 A.BORGMANS	55.646	94 G.VAN LIL	1:21.336	99 D.DERDAELE	49.208	15	53 D.DE VOS/DE VOS JR.	3:06.711	3:09.454 (21)
16	18 Y.VERSWIJVEREN/BOERTIEN	55.697	53 D.DE VOS/DE VOS JR.	1:21.778	11 B.RAPPANGE	49.258	16	18 Y.VERSWIJVEREN/BOERTIEN	3:07.029	3:07.484 (17)
17	99 D.DERDAELE	55.844	5 R.BEZUUR	1:21.795	18 Y.VERSWIJVEREN/BOERTIEN	49.276	17	33 J.BENSCHOP	3:07.257	3:07.475 (16)
18	22 J.RAPPANGE	56.103	18 Y.VERSWIJVEREN/BOERTIEN	1:22.056	5 R.BEZUUR	49.317	18	5 R.BEZUUR	3:07.489	3:07.779 (19)
19	58 D.HERBER	56.266	33 J.BENSCHOP	1:22.716	53 D.DE VOS/DE VOS JR.	49.482	19	11 B.RAPPANGE	3:07.534	3:07.643 (18)
20	40 H.TERIUUM	56.304	11 B.RAPPANGE	1:22.773	14 A.BORGMANS	49.527	20	94 G.VAN LIL	3:07.936	3:08.518 (20)
21	5 R.BEZUUR	56.377	4 T.FEYAERTS	1:23.304	4 T.FEYAERTS	49.672	21	4 T.FEYAERTS	3:09.381	3:10.498 (22)
22	4 T.FEYAERTS	56.405	72 D.DE VOS	1:23.321	94 G.VAN LIL	49.892	22	14 A.BORGMANS	3:10.217	3:10.658 (23)
23	94 G.VAN LIL	56.708	58 D.HERBER	1:23.611	58 D.HERBER	50.953	23	58 D.HERBER	3:10.830	3:10.999 (24)
24	72 D.DE VOS	58.069	14 A.BORGMANS	1:25.044	72 D.DE VOS	51.050	24	72 D.DE VOS	3:12.440	3:12.510 (25)
25	30 G.VERVISCH	58.343	30 G.VERVISCH	1:25.994	30 G.VERVISCH	51.222	25	30 G.VERVISCH	3:15.559	3:18.748 (26)
26	97 B.VERSLUYS	1:00.391	97 B.VERSLUYS	1:32.426	97 B.VERSLUYS	53.130	26	97 B.VERSLUYS	3:25.947	3:28.161 (27)



FORD FIESTA SPRINT CUP NL + BE SPA EURO RACE FREE PRACTICE 1

Best Top Speed


No Driver	Team	Class	Top 1		Top 2		Top 3		Top 4		Top 5		Avg
			Kph	Lap	Kph	Lap	Kph	Lap	Kph	Lap	Kph	Lap	
9 Rik KOEN	Cor Euser Racing	NL	182.1	5	181.5	7	181.2	8	179.7	4	175.9	6	180,1
47 Colin CARESANI	Bas Koeten Racing	NL	182.1	7	181.2	5	179.1	8	178.5	6	176.5	3	179,5
3 Liroy STUART	Wensink Racing Team	NL	181.8	9	180.6	5	180.6	8	179.1	7	178.8	4	180,2
40 Hanne TERIUM	EMG Motorsport	BE	181.8	7	177.6	6	177.3	8	175.0	3	171.7	2	176,7
7 Jules GROUWELS	Race Art by BKR	NL	181.5	7	180.6	4	179.4	5	178.8	6	177.9	8	179,6
22 Jop RAPPANGE	Bas Koeten Racing	NL	181.5	7	177.9	3	177.3	4	176.5	5	176.2	8	177,9
77 Daan PIJL	Cor Euser Racing	NL	181.5	8	180.9	7	180.6	4	180.0	6	174.8	5	179,6
1 Laurens DE WIT	Vakgarage pb Technova College Racing	NL	181.5	6	180.3	3	178.5	4	178.5	7	177.6	2	179,3
24 Bert LONGIN	Garage Feyaerts	BE	181.2	8	177.3	9	176.5	7	176.2	3	175.6	4	177,4
58 Doortje HERBER	Bas Koeten Racing	NL	180.0	7	180.0	8	177.0	6	176.8	3	176.5	4	178,1
11 Belle RAPPANGE	Bas Koeten Racing	NL	179.7	7	178.8	8	177.3	4	175.6	5	175.0	2	177,3
33 Jari BENSCHOP	Bas Koeten Racing	NL	179.7	7	177.6	8	175.3	4	175.3	5	174.8	2	176,5
29 Nathan VANSRINGEL	Vanspringel Motorsport	BE	179.7	8	173.1	5	172.2	3	169.5	7	169.0	6	172,7
17 Paul SIELJES	Stuart Racing Team	NL	179.4	5	179.1	8	178.8	9	174.8	4	173.1	3	177,0
25 David DE SAEGER	Vanspringel Motorsport	BE	179.4	4	179.4	7	178.8	6	177.3	3	177.3	8	178,4
98 Philippe HUART	Belgium Racing	BE	179.4	8	179.1	7	174.5	6	174.2	2	173.4	4	176,1
14 Alexander BORGMANS	Ford Morren Motor by Niels Lagrange	BE	178.8	4	177.3	3	177.3	8	176.8	5	173.9	6	176,8
18 Youri/Jorn VERSWIJVEREN/BNXT Racing		NL	177.6	3	177.3	2	76.3	1					143,7
99 Dylan DERDAELE	Belgium Racing	BE	175.3	2	174.5	3	173.4	4	171.4	8	170.9	7	173,1
53 Dilango/Dimitri DE VOS/DE D4 Racing by FMA		NL	175.0	4	172.2	7	172.2	8	169.5	6	165.4	2	170,9
94 Giovanni VAN LIL	Belgium Driver Academy	BE	175.0	7	174.5	6	172.5	5	172.0	3	170.3	4	172,9
5 Ronald BEZUUR	Dekker Racing	NL	173.1	5	171.7	8	171.2	9	170.3	4	169.3	7	171,1
4 Tom FEYAERTS	Garage Feyaerts	BE	170.9	8	168.0	7	166.9	4	165.4	5	163.1	2	166,9
30 Gilles VERVISCH	Niels Lagrange	BE	168.0	8	165.9	5	156.3	2	154.1	6	153.0	3	159,5
97 Bart VERSLUYS	Belgium Racing	BE	164.1	7	160.0	6	152.8	2	152.3	5	151.0	4	156,0
72 Dilanjo DE VOS	Blueberry Racing	NL	162.4	4	161.9	3	160.2	8	160.0	7	157.4	2	160,4
32 Kenny HERREMANS	Niels Lagrange	BE											



FORD FIESTA SPRINT CUP NL + BE SPA EURO RACE FREE PRACTICE 1

Fastest Lap Sequence

Elapsed	No	Driver	Team	Car	Class	Time	Kph	Lap
6:32.820	17	Paul SIELJES	Stuart Racing Team		NL	3:08.019	134.1	2
7:32.252	1	Laurens DE WIT	Vakgarage pb Technova College Racing		NL	3:05.941	135.6	2
9:38.488	24	Bert LONGIN	Garage Feyaerts		BE	3:05.262	136.1	3
9:40.238	3	Liroy STUART	Wensink Racing Team		NL	3:04.199	136.9	3
12:42.130	24	Bert LONGIN	Garage Feyaerts		BE	3:03.642	137.3	4
12:43.155	3	Liroy STUART	Wensink Racing Team		NL	3:02.917	137.8	4
23:48.857	3	Liroy STUART	Wensink Racing Team		NL	3:02.853	137.9	7
23:49.166	17	Paul SIELJES	Stuart Racing Team		NL	3:02.308	138.3	7




FORD FIESTA SPRINT CUP NL + BE SPA EURO RACE FREE PRACTICE 1

Sector Analysis

■ Personal Best ■ Session Best ■ Crossing the finish line in the pit lane

Lap	Time	Sector 1	Sector 2	Sector 3	T.Spd	Elapsed	Lap	Time	Sector 1	Sector 2	Sector 3	T.Spd	Elapsed		
1	Laurens DE WIT						NLD	8	3:28.503 B	55.836	1:21.146	1:11.521	177.9	29:59.500	
Vakgarage pb Technova College Racir															
1	4:26.311	1:56.841	1:39.906	49.564	84.6	4:26.311									
2	3:05.941	55.647	1:21.480	48.814	177.6	7:32.252									
3	3:05.685	55.055	1:21.691	48.939	180.3	10:37.937									
4	3:03.311	55.268	1:19.544	48.499	178.5	13:41.248									
5	3:49.813 B	55.593	1:24.789	1:29.431	177.6	17:31.061									
6	5:52.503	3:42.692	1:20.753	49.058	181.5	23:23.564									
7	3:02.929	55.246	1:18.768	48.915	178.5	26:26.493									
8	3:26.881 B	55.474	1:22.611	1:08.796	174.2	29:53.374									
3	Liroy STUART						NLD	9	Rik KOEN						NLD
Wensink Racing Team							Cor Euser Racing								
1	3:23.847	1:01.828	1:32.078	49.941	163.4	3:23.847	1	4:51.992	2:19.765	1:39.710	52.517	105.5	4:51.992		
2	3:12.192	55.629	1:27.657	48.906	176.8	6:36.039	2	3:11.138	57.660	1:24.184	49.294	173.9	8:03.130		
3	3:04.199	55.149	1:20.396	48.654	176.2	9:40.238	3	3:05.592	55.592	1:21.431	48.569	174.5	11:08.722		
4	3:02.917	55.057	1:19.330	48.530	178.8	12:43.155	4	3:03.661	54.820	1:20.465	48.376	179.7	14:12.383		
5	3:04.991	55.410	1:20.776	48.805	180.6	15:48.146	5	4:12.919 B	54.520	1:38.385	1:40.014	182.1	18:25.302		
6	4:57.858	1:32.886	2:23.561	1:01.411	83.3	20:46.004	6	5:16.394	3:07.014	1:20.823	48.557	175.9	23:41.696		
7	3:02.853	55.176	1:19.370	48.307	179.1	23:48.857	7	3:02.567	54.731	1:19.429	48.407	181.5	26:44.263		
8	3:14.110	54.682	1:23.916	55.512	180.6	27:02.967	8	5:37.850 B	54.770	1:23.153	3:19.927	181.2	32:22.113		
9	3:39.632 B	54.635	1:25.803	1:19.194	181.8	30:42.599									
4	Tom FEYAERTS						BEL	11	Belle RAPPANGE						NLD
Garage Feyaerts							Bas Koeten Racing								
1	3:59.739	1:20.797	1:40.870	58.072	128.7	3:59.739	1	4:54.674	2:12.949	1:45.689	56.036	82.6	4:54.674		
2	3:24.637	1:00.880	1:31.536	52.221	163.1	7:24.376	2	3:15.836	59.130	1:26.947	49.759	175.0	8:10.510		
3	3:19.687	1:01.580	1:28.056	50.051	162.9	10:44.063	3	3:13.552	58.924	1:25.330	49.298	161.2	11:24.062		
4	3:16.101	57.659	1:27.037	51.405	166.9	14:00.164	4	3:10.414	55.757	1:24.903	49.754	177.3	14:34.476		
5	4:11.637	58.305	1:43.068	1:30.264	165.4	18:11.801	5	3:47.450	56.752	1:25.761	1:24.937	175.6	18:21.926		
6	4:05.963	1:46.665	1:29.626	49.672	133.3	22:17.764	6	3:54.507	1:38.477	1:25.139	50.891	133.7	22:16.433		
7	3:10.498	57.442	1:23.304	49.752	168.0	25:28.262	7	3:08.112	55.673	1:23.181	49.258	179.7	25:24.545		
8	3:12.471	56.405	1:24.852	51.214	170.9	28:40.733	8	3:07.643	55.503	1:22.773	49.367	178.8	28:32.188		
9	4:36.303 B	1:20.085	1:48.976	1:27.242	109.4	33:17.036	9	4:05.956 B	1:12.468	1:36.811	1:16.677	111.9	32:38.144		
5	Ronald BEZUUR						NLD	14	Alexander BORGMANS						BEL
Dekker Racing							Ford Morren Motor by Niels Lagrange								
1	3:42.338	1:10.426	1:36.686	55.226	142.7	3:42.338	1	4:02.688	1:25.729	1:38.462	58.497	139.7	4:02.688		
2	3:20.065	1:00.718	1:28.274	51.073	162.9	7:02.403	2	3:21.920	58.535	1:31.982	51.403	157.9	7:24.608		
3	3:13.992	58.532	1:25.547	49.913	167.7	10:16.395	3	3:14.766	57.625	1:27.614	49.527	177.3	10:39.374		
4	3:10.741	57.019	1:24.405	49.317	170.3	13:27.136	4	3:10.658	55.646	1:25.044	49.968	178.8	13:50.032		
5	3:29.451	56.481	1:23.407	1:09.563	173.1	16:56.587	5	4:01.052 B	56.328	1:32.509	1:32.215	176.8	17:51.084		
6	4:17.839	1:45.749	1:42.590	49.500	65.3	21:14.426	6	4:59.325	2:43.376	1:26.199	49.750	173.9	22:50.409		
7	3:09.740	56.817	1:23.546	49.377	169.3	24:24.166	7	3:14.492	56.644	1:28.194	49.654	149.2	26:04.901		
8	3:07.779	56.662	1:21.795	49.322	171.7	27:31.945	8	3:21.093 B	55.759	1:26.366	58.968	177.3	29:25.994		
9	4:18.242 B	56.377	1:58.400	1:23.465	171.2	31:50.187									
7	Jules GROUWELS						NLD	17	Paul SIELJES						NLD
Race Art by BKR							Stuart Racing Team								
1	4:44.654	2:05.078	1:40.935	58.641	66.1	4:44.654	1	3:24.801	1:02.384	1:32.239	50.178	162.9	3:24.801		
2	3:09.195	56.714	1:22.491	49.990	170.9	7:53.849	2	3:08.019	57.280	1:21.576	49.163	165.9	6:32.820		
3	3:07.090	56.075	1:21.926	49.089	174.2	11:00.939	3	3:08.583	55.653	1:23.575	49.355	173.1	9:41.403		
4	3:04.683	55.161	1:20.460	49.062	180.6	14:05.622	4	3:03.061	55.552	1:19.253	48.256	174.8	12:44.464		
5	3:29.451	56.481	1:23.407	1:09.563	173.1	16:56.587	5	3:04.269	54.528	1:20.466	49.275	179.4	15:48.733		
6	4:17.839	1:45.749	1:42.590	49.500	65.3	21:14.426	6	4:58.125	1:35.049	2:21.161	1:01.915	81.4	20:46.858		
7	3:09.740	56.817	1:23.546	49.377	169.3	24:24.166	7	3:02.308	54.495	1:19.636	48.177	171.7	23:49.166		
8	3:07.779	56.662	1:21.795	49.322	171.7	27:31.945	8	3:12.751	54.644	1:24.413	53.694	179.1	27:01.917		
9	4:18.242 B	56.377	1:58.400	1:23.465	171.2	31:50.187	9	3:38.915 B	55.005	1:25.886	1:18.024	178.8	30:40.832		
9	Youri/Jorn VERSWIJVEREN/BOERTIEN						NLD	18	Jop RAPPANGE						NLD
NXT Racing							Bas Koeten Racing								
1	5:37.372	2:26.346	1:51.441	1:19.585	76.3	5:37.372	1	4:39.520	2:07.031	1:40.791	51.698	64.7	4:39.520		
2	3:07.484	56.152	1:22.056	49.276	177.3	8:44.856									
3	3:09.625	55.846	1:24.138	49.641	177.6	11:54.481									






FORD FIESTA SPRINT CUP NL + BE SPA EURO RACE FREE PRACTICE 1

Sector Analysis

■ Personal Best
 ■ Session Best
 ■ Crossing the finish line in the pit lane

Lap	Time	Sector 1	Sector 2	Sector 3	T.Spd	Elapsed	Lap	Time	Sector 1	Sector 2	Sector 3	T.Spd	Elapsed
2	3:13.710	57.483	1:26.509	49.718	175.3	7:53.230	2	3:12.081					7:06.051
3	3:08.496	56.416	1:22.035	50.045	177.9	11:01.726	3	3:06.782					10:12.833
4	3:06.854	56.345	1:20.580	49.929	177.3	14:08.580	4	3:04.191					13:17.024
5	4:10.988B	56.322	1:38.040	1:36.626	176.5	18:19.568	5	3:34.397B					16:51.421
24 Bert LONGIN BEL Garage Feyaerts							33 Jari BENSCHOP NLD Bas Koeten Racing						
1	3:23.004	1:04.216	1:28.252	50.536	161.9	3:23.004	1	4:54.343	2:17.756	1:42.656	53.931	68.5	4:54.343
2	3:10.222	56.720	1:24.415	49.087	173.9	6:33.226	2	3:16.915	59.770	1:27.233	49.912	174.8	8:11.258
3	3:05.262	55.376	1:20.722	49.164	176.2	9:38.488	3	3:12.323	57.558	1:24.888	49.877	171.7	11:23.581
4	3:03.642	55.393	1:19.549	48.700	175.6	12:42.130	4	3:11.453	56.059	1:25.706	49.688	175.3	14:35.034
5	3:09.058	55.568	1:21.056	52.434	172.2	15:51.188	5	3:47.229	56.391	1:26.402	1:24.436	175.3	18:22.263
6	4:44.308	1:33.675	2:19.264	51.369	84.8	20:35.496	6	3:52.804	1:38.958	1:24.756	49.090	134.3	22:15.067
7	3:03.605	55.313	1:19.458	48.834	176.5	23:39.101	7	3:07.475	55.491	1:22.934	49.050	179.7	25:22.542
8	3:03.778	54.866	1:19.911	49.001	181.2	26:42.879	8	3:07.503	55.514	1:22.716	49.273	177.6	28:30.045
9	3:39.953B	55.260	1:22.699	1:21.994	177.3	30:22.832	9	4:05.892B	1:13.646	1:36.979	1:15.267	114.9	32:35.937
25 David DE SAEGER BEL Vanspringel Motorsport							40 Hanne TERIUM BEL EMG Motorsport						
1	3:51.222	1:12.778	1:40.450	57.994	129.7	3:51.222	1	5:20.570	2:20.112	1:50.856	1:09.602	78.8	5:20.570
2	3:31.316	1:03.708	1:32.515	55.093	144.6	7:22.538	2	3:16.013	59.463	1:25.866	50.684	171.7	8:36.583
3	3:14.372B	56.017	1:21.247	57.108	177.3	10:36.910	3	3:55.925	57.572	1:51.991	1:06.362	175.0	12:32.508
4	4:28.338	2:14.069	1:24.393	49.876	179.4	15:05.248	4	3:20.374	1:00.825	1:25.992	53.557	167.2	15:52.882
5	4:18.087	56.975	1:59.355	1:21.757	144.0	19:23.335	5	4:45.892	1:33.042	2:19.921	52.929	85.8	20:38.774
6	3:14.010	1:04.134	1:20.947	48.929	178.8	22:37.345	6	3:08.679	57.457	1:22.210	49.012	177.6	23:47.453
7	3:03.860	55.067	1:19.901	48.892	179.4	25:41.205	7	3:06.582	56.738	1:21.029	48.815	181.8	26:54.035
8	3:03.889	55.216	1:19.676	48.997	177.3	28:45.094	8	3:45.582B	56.304	1:26.044	1:23.234	177.3	30:39.617
9	4:40.708B	1:18.412	1:48.006	1:34.290	103.3	33:25.802							
29 Nathan VANSRINGEL BEL Vanspringel Motorsport							47 Colin CARESANI NLD Bas Koeten Racing						
1	3:59.349	1:23.354	1:39.100	56.895	146.9	3:59.349	1	4:38.498	2:05.792	1:40.852	51.854	72.4	4:38.498
2	3:13.702	57.513	1:26.269	49.920	167.7	7:13.051	2	3:13.663	57.438	1:26.827	49.398	175.6	7:52.161
3	3:07.160	56.213	1:22.024	48.923	172.2	10:20.211	3	3:06.994	56.222	1:21.397	49.375	176.5	10:59.155
4	3:17.403B	55.611	1:21.439	1:00.353	160.0	13:37.614	4	3:07.317	56.027	1:21.905	49.385	176.5	14:06.472
5	5:34.353	2:15.392	1:45.436	1:33.525	173.1	19:11.967	5	4:11.957B	55.521	1:40.131	1:36.305	181.2	18:18.429
6	3:37.755B	1:11.738	1:27.469	58.548	169.0	22:49.722	6	5:06.068	2:54.929	1:22.304	48.835	178.5	23:24.497
7	3:54.327	1:43.707	1:20.781	49.839	169.5	26:44.049	7	3:03.901	55.234	1:20.014	48.653	182.1	26:28.398
8	3:43.934B	55.595	1:23.275	1:25.064	179.7	30:27.983	8	3:27.148B	55.375	1:23.091	1:08.682	179.1	29:55.546
30 Gilles VERVICH BEL Niels Lagrange							53 Dilango/Dimitri DE VOS/DE VOS JR. NLD D4 Racing by FMA						
1	4:25.733	1:37.067	1:45.187	1:03.479	121.3	4:25.733	1	5:25.634	2:27.144	1:48.998	1:09.492	80.2	5:25.634
2	3:42.339	1:05.694	1:39.954	56.691	156.3	8:08.072	2	3:12.925	58.583	1:24.439	49.903	165.4	8:38.559
3	3:24.581	1:02.066	1:29.681	52.834	153.0	11:32.653	3	3:16.924	1:01.447	1:25.297	50.180	156.7	11:55.483
4	3:18.748	59.176	1:27.270	52.302	152.5	14:51.401	4	3:09.454	56.041	1:23.428	49.985	175.0	15:04.937
5	4:19.513	58.931	1:45.909	1:34.673	165.9	19:10.914	5	4:11.072	57.038	1:56.323	1:17.711	151.9	19:18.009
6	3:36.634	1:11.877	1:31.714	53.043	154.1	22:47.548	6	3:17.621	1:05.854	1:21.831	49.936	169.5	22:33.630
7	3:19.613	1:00.379	1:28.012	51.222	127.5	26:07.161	7	3:17.436	55.707	1:32.247	49.482	172.2	25:51.066
8	3:39.937B	58.343	1:25.994	1:15.600	168.0	29:47.098	8	3:21.212B	55.451	1:21.778	1:03.983	172.2	29:12.278
32 Kenny HERREMANS BEL Niels Lagrange							58 Doortje HERBER NLD Bas Koeten Racing						
1	3:53.970					3:53.970	1	5:31.747	2:16.416	1:55.852	1:19.479	73.4	5:31.747
2							2	3:21.433	1:01.771	1:27.909	51.753	171.2	8:53.180
3							3	3:16.580	58.046	1:26.384	52.150	176.8	12:09.760
4							4	3:15.427	57.454	1:27.020	50.953	176.5	15:25.187
5							5	4:38.104	1:14.386	2:05.162	1:18.556	77.7	20:03.291





FORD FIESTA SPRINT CUP NL + BE SPA EURO RACE FREE PRACTICE 1

Sector Analysis

■ Personal Best ■ Session Best ■ Crossing the finish line in the pit lane

Lap	Time	Sector 1	Sector 2	Sector 3	T.Spd	Elapsed	Lap	Time	Sector 1	Sector 2	Sector 3	T.Spd	Elapsed
6	3:13.072	57.247	1:24.665	51.160	177.0	23:16.363							
7	3:10.999	56.310	1:23.611	51.078	180.0	26:27.362							
8	3:30.852 B	56.266	1:23.869	1:10.717	180.0	29:58.214							

72 Dilanjo DE VOS NLD						
Blueberry Racing						
1	5:21.829	2:23.235	1:49.089	1:09.505	86.5	5:21.829
2	3:19.526	1:01.010	1:27.142	51.374	157.4	8:41.355
3	3:16.021	58.412	1:26.044	51.565	161.9	11:57.376
4	3:12.510	58.069	1:23.391	51.050	162.4	15:09.886
5	4:21.087 B	58.377	1:54.949	1:27.761	131.9	19:30.973
6	4:44.739	2:23.280	1:30.012	51.447	115.9	24:15.712
7	3:13.317	58.887	1:23.321	51.109	160.0	27:29.029
8	4:18.418 B	58.377	1:56.636	1:23.405	160.2	31:47.447


77 Daan PIJL NLD						
Cor Euser Racing						
1	5:07.370	2:22.321	1:49.065	55.984	79.3	5:07.370
2	3:23.250	1:07.436	1:25.148	50.666	137.4	8:30.620
3	3:06.050	56.957	1:20.216	48.877	173.1	11:36.670
4	3:03.291	55.345	1:19.437	48.509	180.6	14:39.961
5	4:24.704 B	55.519	1:54.979	1:34.206	174.8	19:04.665
6	4:38.625	2:29.724	1:20.361	48.540	180.0	23:43.290
7	3:02.975	55.305	1:19.143	48.527	180.9	26:46.265
8	6:25.550 B	54.818	1:25.667	4:05.065	181.5	33:11.815

94 Giovanni VAN LIL BEL						
Belgium Driver Academy						
1	3:57.258	1:17.762	1:38.042	1:01.454	121.3	3:57.258
2	3:20.445	1:00.533	1:29.042	50.870	142.1	7:17.703
3	3:13.307	56.708	1:26.707	49.892	172.0	10:31.010
4	3:09.299	57.369	1:21.918	50.012	170.3	13:40.309
5	4:04.352 B	58.483	1:23.833	1:42.036	172.5	17:44.661
6	7:31.310	4:56.141	1:44.404	50.765	174.5	25:15.971
7	3:08.518	57.082	1:21.336	50.100	175.0	28:24.489
8	3:56.354 B	1:09.880	1:28.744	1:17.730	136.7	32:20.843

97 Bart VERSLUYS BEL						
Belgium Racing						
1	4:54.372	2:08.442	1:47.891	58.039	55.9	4:54.372
2	3:43.339	1:04.904	1:41.058	57.377	152.8	8:37.711
3	3:36.836	1:03.279	1:38.023	55.534	147.1	12:14.547
4	3:46.905 B	1:02.528	1:35.945	1:08.432	151.0	16:01.452
5	6:58.512	4:32.956	1:32.426	53.130	152.3	22:59.964
6	3:28.161	1:01.727	1:32.446	53.988	160.0	26:28.125
7	4:03.882 B	1:00.391	1:31.602	1:31.889	164.1	30:32.007

98 Philippe HUART BEL						
Belgium Racing						
1	3:29.033	1:06.512	1:31.298	51.223	154.3	3:29.033
2	3:17.992	57.514	1:30.768	49.710	174.2	6:47.025
3	3:07.386	56.801	1:21.564	49.021	172.8	9:54.411
4	3:04.695	55.313	1:20.554	48.828	173.4	12:59.106
5	3:35.633 B	58.379	1:27.338	1:09.916	166.2	16:34.739
6	6:35.418	4:21.107	1:25.420	48.891	174.5	23:10.157
7	3:04.885	55.347	1:20.557	48.981	179.1	26:15.042
8	3:34.610 B	54.954	1:22.635	1:17.021	179.4	29:49.652

99 Dylan DERDAELE BEL						
Belgium Racing						
1	4:04.204	1:40.483	1:30.876	52.845	153.0	4:04.204
2	3:09.951	57.422	1:23.055	49.474	175.3	7:14.155
3	3:05.563	55.871	1:20.484	49.208	174.5	10:19.718
4	3:06.077	55.844	1:20.795	49.438	173.4	13:25.795
5	3:26.877 B	56.363	1:20.316	1:10.198	167.4	16:52.672
6	6:22.444	4:13.032	1:20.163	49.249	169.3	23:15.116
7	3:05.033	55.916	1:19.825	49.292	170.9	26:20.149
8	3:31.932 B	55.856	1:19.653	1:16.423	171.4	29:52.081



FORD FIESTA SPRINT CUP NL + BE SPA EURO RACE FREE PRACTICE 2

Classification


No	Driver	Nat	Team	Car	Cl.	Time	Lap	Total	Gap	Kph
1	77 Daan PIJL	NLD	Cor Euser Racing		NL	3:01.423	4	9	-	139.0
2	1 Laurens DE WIT	NLD	Vakgarage pb Technova College Racing		NL	3:01.878	3	8	+0.455	138.2
3	17 Paul SIELJES	NLD	Stuart Racing Team		NL	3:02.501	4	9	+1.078	138.2
4	3 Liroy STUART	NLD	Stuard Racing Team		NL	3:02.615	5	9	+1.192	138.1
5	9 Rik KOEN	NLD	Cor Euser Racing		NL	3:03.266	6	9	+1.843	137.6
6	24 Bert LONGIN	BEL	Garage Feyaerts		BE	3:03.313	9	9	+1.890	137.5
7	25 David DE SAEGER	BEL	Vanspringel Motorsport		BE	3:03.325	3	7	+1.902	137.5
8	29 Nathan VANSRINGEL	BEL	Vanspringel Motorsport		BE	3:04.281	4	7	+2.858	136.8
9	98 Philippe HUART	BEL	Belgium Racing		BE	3:04.400	8	8	+2.977	136.7
10	47 Colin CARESANI	NLD	Bas Koeten Racing		NL	3:04.497	4	9	+3.074	136.7
11	99 Dylan DERDAELE	BEL	Belgium Racing		BE	3:04.649	3	5	+3.226	136.6
12	18 Youri/Jorn VERSWIJVEREN/BOENL	NLD	NXT Racing		NL	3:04.954	5	8	+3.531	136.3
13	94 Giovanni VAN LIL	BEL	Belgium Driver Academy		BE	3:05.134	3	7	+3.711	136.2
14	33 Jari BENSCHOP	NLD	Bas Koeten Racing		NL	3:05.302	4	9	+3.879	136.1
15	53 Dimitri DE VOS JR.	NLD	D4 Racing by FMA		NL	3:05.531	5	9	+4.108	135.9
16	7 Jules GROUWELS	NLD	Race Art by BKR		NL	3:05.711	4	8	+4.288	135.8
17	22 Jop RAPPANGE	NLD	Bas Koeten Racing		NL	3:05.959	6	9	+4.536	135.6
18	40 Hanne TERIJM	BEL	EMG Motorsport		BE	3:06.192	6	8	+4.769	135.4
19	11 Belle RAPPANGE	NLD	Bas Koeten Racing		NL	3:07.403	5	6	+5.980	134.5
20	58 Doortje HERBER	NLD	Bas Koeten Racing		NL	3:07.705	9	9	+6.282	134.3
21	14 Alexander BORGMANS	BEL	Ford Morren Motor by Niels Lagrange		BE	3:07.759	4	8	+6.336	134.3
22	5 Ronald BEZUUR	NLD	Dekker Racing		NL	3:07.999	3	9	+6.576	134.1
23	32 Kenny HERREMANS	BEL	Niels Lagrange		BE	3:08.184	3	4	+6.761	134.0
24	72 Dilango DE VOS	NLD	Blueberry Racing		NL	3:09.541	5	9	+8.118	133.0
25	4 Tom FEYAERTS	BEL	Garage Feyaerts		BE	3:09.664	4	9	+8.241	132.9
26	30 Gilles VERVISCH	BEL	Niels Lagrange		BE	3:11.155	6	9	+9.732	131.9
27	97 Bart VERSLUYS	BEL	Belgium Racing		BE	3:20.581	5	5	+19.158	125.7

Fastest Lap: Lap 4 | Daan PIJL | **3:01.423** | 139.0 Kph

Published at:

Track Status: **DRY**

Race Director	Timekeeper:
---------------	-------------




FORD FIESTA SPRINT CUP NL + BE SPA EURO RACE COMBINED FP1 & FP2

Classification

No	Driver	Nat	Team	Class	Session 1		Session 2		Time	Gap
					Time	Lap	Time	Lap		
1	77 Daan PIJL	NLD	Cor Euser Racing	NL	3:02.975	7	3:01.423	4	3:01.423	
2	1 Laurens DE WIT	NLD	Vakgarage pb Technova College Racing	NL	3:02.929	7	3:01.878	3	3:01.878	+0.455 +0.455
3	17 Paul SIELJES	NLD	Stuart Racing Team	NL	3:02.308	7	3:02.501	4	3:02.308	+0.885 +0.430
4	9 Rik KOEN	NLD	Cor Euser Racing	NL	3:02.567	7	3:03.266	6	3:02.567	+1.144 +0.259
5	3 Liroy STUART	NLD	Stuard Racing Team	NL	3:02.853	7	3:02.615	5	3:02.615	+1.192 +0.048
6	24 Bert LONGIN	BEL	Garage Feyaerts	BE	3:03.605	7	3:03.313	9	3:03.313	+1.890 +0.698
7	25 David DE SAEGER	BEL	Vanspringel Motorsport	BE	3:03.860	7	3:03.325	3	3:03.325	+1.902 +0.012
8	7 Jules GROUWELS	NLD	Race Art by BKR	NL	3:03.805	7	3:05.711	4	3:03.805	+2.382 +0.480
9	47 Colin CARESANI	NLD	Bas Koeten Racing	NL	3:03.901	7	3:04.497	4	3:03.901	+2.478 +0.096
10	32 Kenny HERREMANS	BEL	Niels Lagrange	BE	3:04.191	4	3:08.184	3	3:04.191	+2.768 +0.290
11	29 Nathan VANSRINGEL	BEL	Vanspringel Motorsport	BE	3:07.160	3	3:04.281	4	3:04.281	+2.858 +0.090
12	98 Philippe HUART	BEL	Belgium Racing	BE	3:04.695	4	3:04.400	8	3:04.400	+2.977 +0.119
13	99 Dylan DERDAELE	BEL	Belgium Racing	BE	3:05.033	7	3:04.649	3	3:04.649	+3.226 +0.249
14	18 Yuri/Jorn VERSWIJVEREN/BO	NLD	NXT Racing	NL	3:07.484	2	3:04.954	5	3:04.954	+3.531 +0.305
15	94 Giovanni VAN LIL	BEL	Belgium Driver Academy	BE	3:08.518	7	3:05.134	3	3:05.134	+3.711 +0.180
16	33 Jari BENSCHOP	NLD	Bas Koeten Racing	NL	3:07.475	7	3:05.302	4	3:05.302	+3.879 +0.168
17	53 Dimitri DE VOS JR.	NLD	D4 Racing by FMA	NL	3:09.454	4	3:05.531	5	3:05.531	+4.108 +0.229
18	22 Jop RAPPANGE	NLD	Bas Koeten Racing	NL	3:05.541	7	3:05.959	6	3:05.541	+4.118 +0.010
19	40 Hanne TERIJM	BEL	EMG Motorsport	BE	3:06.582	7	3:06.192	6	3:06.192	+4.769 +0.651
20	11 Belle RAPPANGE	NLD	Bas Koeten Racing	NL	3:07.643	8	3:07.403	5	3:07.403	+5.980 +1.211
21	58 Doortje HERBER	NLD	Bas Koeten Racing	NL	3:10.999	7	3:07.705	9	3:07.705	+6.282 +0.302
22	14 Alexander BORGMANS	BEL	Ford Morren Motor by Niels Lagrange	BE	3:10.658	4	3:07.759	4	3:07.759	+6.336 +0.054
23	5 Ronald BEZUUR	NLD	Dekker Racing	NL	3:07.779	8	3:07.999	3	3:07.779	+6.356 +0.020
24	72 Dilango DE VOS	NLD	Blueberry Racing	NL	3:12.510	4	3:09.541	5	3:09.541	+8.118 +1.762
25	4 Tom FEYAERTS	BEL	Garage Feyaerts	BE	3:10.498	7	3:09.664	4	3:09.664	+8.241 +0.123
26	30 Gilles VERVISCH	BEL	Niels Lagrange	BE	3:18.748	4	3:11.155	6	3:11.155	+9.732 +1.491
27	97 Bart VERSLUYS	BEL	Belgium Racing	BE	3:28.161	6	3:20.581	5	3:20.581	+19.158 +9.426

Published at:


Race Director	Timekeeper:
---------------	-------------



FORD FIESTA SPRINT CUP NL + BE SPA EURO RACE FREE PRACTICE 2

Best Sector Times


Sector 1			Sector 2			Sector 3			Ideal Lap	Best Lap
Pos	No Driver	Time	No Driver	Time	No Driver	Time	Pos	No Driver		
1	1 L.DE WIT	54.514	77 D.PIJL	1:18.524	17 P.SIELJES	48.261	1	77 D.PIJL	3:01.423	3:01.423 (1)
2	17 P.SIELJES	54.543	1 L.DE WIT	1:18.633	77 D.PIJL	48.311	2	1 L.DE WIT	3:01.471	3:01.878 (2)
3	77 D.PIJL	54.588	24 B.LONGIN	1:18.916	1 L.DE WIT	48.324	3	17 P.SIELJES	3:02.017	3:02.501 (3)
4	9 R.KOEN	54.647	17 P.SIELJES	1:19.213	3 L.STUART	48.345	4	3 L.STUART	3:02.314	3:02.615 (4)
5	3 L.STUART	54.734	3 L.STUART	1:19.235	98 P.HUART	48.427	5	9 R.KOEN	3:02.967	3:03.266 (5)
6	29 N.VANSRINGEL	54.977	25 D.DE SAEGER	1:19.255	9 R.KOEN	48.480	6	24 B.LONGIN	3:02.971	3:03.313 (6)
7	98 P.HUART	55.054	99 D.DERDAELE	1:19.699	40 H.TERIUUM	48.726	7	25 D.DE SAEGER	3:03.127	3:03.325 (7)
8	25 D.DE SAEGER	55.077	47 C.CARESANI	1:19.767	33 J.BENSCHOP	48.759	8	98 P.HUART	3:03.691	3:04.400 (9)
9	18 Y.VERSWIJVEREN/BOERTIEN	55.156	9 R.KOEN	1:19.840	14 A.BORGMANS	48.768	9	29 N.VANSRINGEL	3:04.130	3:04.281 (8)
10	53 D.DE VOS JR.	55.156	98 P.HUART	1:20.210	25 D.DE SAEGER	48.795	10	47 C.CARESANI	3:04.151	3:04.497 (10)
11	24 B.LONGIN	55.163	29 N.VANSRINGEL	1:20.242	7 J.GROUWELS	48.797	11	99 D.DERDAELE	3:04.428	3:04.649 (11)
12	33 J.BENSCHOP	55.285	18 Y.VERSWIJVEREN/BOERTIEN	1:20.301	47 C.CARESANI	48.856	12	18 Y.VERSWIJVEREN/BOERTIEN	3:04.496	3:04.954 (12)
13	4 T.FEYAERTS	55.351	22 J.RAPPANGE	1:20.419	94 G.VAN LIL	48.871	13	53 D.DE VOS JR.	3:04.652	3:05.531 (15)
14	94 G.VAN LIL	55.420	94 G.VAN LIL	1:20.428	24 B.LONGIN	48.892	14	94 G.VAN LIL	3:04.719	3:05.134 (13)
15	11 B.RAPPANGE	55.493	53 D.DE VOS JR.	1:20.443	29 N.VANSRINGEL	48.911	15	7 J.GROUWELS	3:05.080	3:05.711 (16)
16	99 D.DERDAELE	55.505	7 J.GROUWELS	1:20.631	18 Y.VERSWIJVEREN/BOERTIEN	49.039	16	33 J.BENSCHOP	3:05.242	3:05.302 (14)
17	47 C.CARESANI	55.528	40 H.TERIUUM	1:20.916	53 D.DE VOS JR.	49.053	17	22 J.RAPPANGE	3:05.753	3:05.959 (17)
18	7 J.GROUWELS	55.652	33 J.BENSCHOP	1:21.198	11 B.RAPPANGE	49.155	18	40 H.TERIUUM	3:05.869	3:06.192 (18)
19	58 D.HERBER	55.797	72 D.DE VOS	1:21.715	99 D.DERDAELE	49.224	19	11 B.RAPPANGE	3:07.271	3:07.403 (19)
20	14 A.BORGMANS	55.802	58 D.HERBER	1:22.521	4 T.FEYAERTS	49.245	20	14 A.BORGMANS	3:07.347	3:07.759 (21)
21	5 R.BEZUUR	55.848	11 B.RAPPANGE	1:22.623	22 J.RAPPANGE	49.271	21	4 T.FEYAERTS	3:07.531	3:09.664 (25)
22	22 J.RAPPANGE	56.063	30 G.VERVISCH	1:22.679	5 R.BEZUUR	49.319	22	58 D.HERBER	3:07.701	3:07.705 (20)
23	40 H.TERIUUM	56.227	5 R.BEZUUR	1:22.707	58 D.HERBER	49.383	23	5 R.BEZUUR	3:07.874	3:07.999 (22)
24	72 D.DE VOS	56.914	14 A.BORGMANS	1:22.777	72 D.DE VOS	49.627	24	72 D.DE VOS	3:08.256	3:09.541 (24)
25	30 G.VERVISCH	58.008	4 T.FEYAERTS	1:22.935	30 G.VERVISCH	50.468	25	30 G.VERVISCH	3:11.155	3:11.155 (26)
26	97 B.VERSLUYS	59.705	97 B.VERSLUYS	1:28.774	97 B.VERSLUYS	52.091	26	97 B.VERSLUYS	3:20.570	3:20.581 (27)



FORD FIESTA SPRINT CUP NL + BE SPA EURO RACE FREE PRACTICE 2

Best Top Speed


No Driver	Team	Class	Top 1		Top 2		Top 3		Top 4		Top 5		Avg
			Kph	Lap	Kph	Lap	Kph	Lap	Kph	Lap	Kph	Lap	
9 Rik KOEN	Cor Euser Racing	NL	182.1	7	180.3	6	179.1	4	178.8	2	177.9	3	179,6
77 Daan PIJL	Cor Euser Racing	NL	181.5	9	181.2	4	181.2	5	179.4	3	176.2	7	179,9
1 Laurens DE WIT	Vakgarage pb Technova College Racing	NL	181.5	2	181.5	3	180.6	4	178.8	6	175.9	8	179,7
33 Jari BENSCHOP	Bas Koeten Racing	NL	181.2	2	180.9	3	177.9	4	176.2	6	175.9	7	178,4
3 Liroy STUART	Stuard Racing Team	NL	181.2	3	180.9	6	179.7	4	179.7	5	178.8	7	180,1
58 Doortje HERBER	Bas Koeten Racing	NL	180.6	9	177.6	3	177.6	6	175.9	4	174.8	5	177,3
29 Nathan VANSRINGEL	Vanspringel Motorsport	BE	180.6	4	179.1	3	177.9	6	177.6	7	177.0	5	178,4
11 Belle RAPPANGE	Bas Koeten Racing	NL	180.3	4	179.7	2	179.7	5	177.6	3	175.3	6	178,5
25 David DE SAEGER	Vanspringel Motorsport	BE	180.3	4	179.4	3	179.4	5	177.0	6	177.0	7	178,6
24 Bert LONGIN	Garage Feyaerts	BE	179.7	7	176.2	9	175.3	3	174.5	6	173.9	4	175,9
98 Philippe HUART	Belgium Racing	BE	179.7	8	177.3	2	176.2	5	171.4	3	171.2	4	175,2
99 Dylan DERDAELE	Belgium Racing	BE	179.7	3	178.5	4	168.0	2	166.9	5	108.7	1	160,4
14 Alexander BORGMANS	Ford Morren Motor by Niels Lagrange	BE	179.1	7	178.5	4	176.5	3	176.5	5	176.2	6	177,4
18 Youri/Jorn VERSWIJVEREN/BINXT Racing		NL	178.8	6	177.9	3	176.8	4	175.6	7	173.9	5	176,6
22 Jop RAPPANGE	Bas Koeten Racing	NL	178.8	6	175.6	2	174.8	3	173.4	9	172.8	4	175,1
94 Giovanni VAN LIL	Belgium Driver Academy	BE	178.8	4	178.5	3	176.5	2	175.9	6	173.9	5	176,7
17 Paul SIELJES	Stuard Racing Team	NL	178.2	4	177.3	3	177.3	6	177.3	7	177.3	9	177,5
4 Tom FEYAERTS	Garage Feyaerts	BE	178.2	5	177.6	4	177.0	3	174.5	7	171.2	2	175,7
7 Jules GROUWELS	Race Art by BKR	NL	177.0	3	175.9	2	175.3	4	175.3	8	174.8	6	175,7
47 Colin CARESANI	Bas Koeten Racing	NL	176.8	3	176.2	2	176.2	5	175.6	6	175.3	7	176,0
40 Hanne TERIUM	EMG Motorsport	BE	176.5	5	176.5	6	176.2	2	175.6	4	175.3	3	176,0
53 Dimitri DE VOS JR.	D4 Racing by FMA	NL	176.2	6	175.0	9	171.2	5	169.8	3	168.0	2	172,0
5 Ronald BEZUUR	Dekker Racing	NL	173.4	9	171.4	2	171.4	3	168.0	4	167.4	7	170,3
72 Dilango DE VOS	Blueberry Racing	NL	170.3	9	169.5	6	169.0	2	168.2	5	168.0	7	169,0
30 Gilles VERVISCH	Niels Lagrange	BE	167.4	6	167.2	3	166.2	2	166.2	4	165.9	9	166,6
97 Bart VERSLUYS	Belgium Racing	BE	162.4	4	162.2	5	161.0	3	160.0	2	129.8	1	155,1
32 Kenny HERREMANS	Niels Lagrange	BE											



FORD FIESTA SPRINT CUP NL + BE SPA EURO RACE FREE PRACTICE 2

Fastest Lap Sequence

Elapsed	No Driver	Team	Car	Class	Time	Kph	Lap
6:39.982	32 Kenny HERREMANS	Niels Lagrange		BE	3:08.592	133.7	2
7:14.132	9 Rik KOEN	Cor Euser Racing		NL	3:04.017	137.0	2
10:18.032	9 Rik KOEN	Cor Euser Racing		NL	3:03.900	137.1	3
10:18.711	25 David DE SAEGER	Vanspringel Motorsport		BE	3:03.325	137.5	3
10:20.691	77 Daan PIJL	Cor Euser Racing		NL	3:02.075	138.5	3
10:21.433	1 Laurens DE WIT	Vakgarage pb Technova College Racing		NL	3:01.878	138.6	3
13:22.114	77 Daan PIJL	Cor Euser Racing		NL	3:01.423	139.0	4




FORD FIESTA SPRINT CUP NL + BE SPA EURO RACE FREE PRACTICE 2

Sector Analysis

■ Personal Best ■ Session Best ■ Crossing the finish line in the pit lane

Lap	Time	Sector 1	Sector 2	Sector 3	T.Spd	Elapsed	Lap	Time	Sector 1	Sector 2	Sector 3	T.Spd	Elapsed		
1 Laurens DE WIT NLD Vakgarage pb Technova College Racir							8 3:05.980 56.003 1:21.007 48.970 175.3 31:29.029								
1	4:14.775	2:00.693	1:23.723	50.359	143.2	4:14.775	9	Rik KOEN NLD Cor Euser Racing	1	4:10.115	1:55.157	1:25.256	49.702	161.9	4:10.115
2	3:04.780	55.567	1:20.667	48.546	181.5	7:19.555	2	3:04.017	54.802	1:20.720	48.495	178.8	7:14.132		
3	3:01.878	54.921	1:18.633	48.324	181.5	10:21.433	3	3:03.900	55.058	1:20.005	48.837	177.9	10:18.032		
4	3:02.272	55.062	1:18.745	48.465	180.6	13:23.705	4	3:03.430	54.993	1:19.840	48.597	179.1	13:21.462		
5	3:09.482 B	54.514	1:19.736	55.232	175.3	16:33.187	5	3:03.992	54.921	1:20.591	48.480	177.6	16:25.454		
6	5:39.456	3:19.688	1:30.410	49.358	178.8	22:12.643	6	3:03.266	54.647	1:20.025	48.594	180.3	19:28.720		
7	5:11.257	1:31.833	2:07.444	1:31.980	79.4	27:23.900	7	3:18.063 B	55.062	1:24.080	58.921	182.1	22:46.783		
8	3:15.632	1:06.528	1:19.977	49.127	175.9	30:39.532	8	6:50.479	4:29.339	1:32.008	49.132	78.4	29:37.262		
3 Liroy STUART NLD Stuard Racing Team							9	3:05.182	55.188	1:20.561	49.433	176.2	32:42.444		
1	3:30.143	1:10.425	1:28.177	51.541	150.2	3:30.143	11 Belle RAPPANGE NLD Bas Koeten Racing								
2	3:12.863	1:00.806	1:21.447	50.610	175.6	6:43.006	1	4:15.273	1:44.497	1:39.658	51.118	92.9	4:15.273		
3	3:04.332	54.734	1:20.664	48.934	181.2	9:47.338	2	3:08.326	55.814	1:23.129	49.383	179.7	7:23.599		
4	3:03.608	55.258	1:19.842	48.508	179.7	12:50.946	3	3:08.953	56.128	1:23.640	49.185	177.6	10:32.552		
5	3:02.615	54.886	1:19.279	48.450	179.7	15:53.561	4	3:09.277	55.493	1:24.192	49.592	180.3	13:41.829		
6	3:02.638	55.058	1:19.235	48.345	180.9	18:56.199	5	3:07.403	55.625	1:22.623	49.155	179.7	16:49.232		
7	3:24.612	55.056	1:32.924	56.632	178.8	22:20.811	6	3:08.588	55.927	1:23.338	49.323	175.3	19:57.820		
8	5:44.214	1:34.533	2:17.495	1:52.186	83.0	28:05.025	14 Alexander BORGMANS BEL Ford Morren Motor by Niels Lagrange								
9	3:04.527	55.113	1:20.350	49.064	178.8	31:09.552	1	4:11.652	1:29.180	1:39.915	1:02.557	101.1	4:11.652		
4 Tom FEYAERTS BEL Garage Feyaerts							2	3:17.617	59.517	1:27.697	50.403	152.1	7:29.269		
1	3:59.601	1:22.603	1:38.195	58.803	122.3	3:59.601	3	3:10.027	56.525	1:24.352	49.150	176.5	10:39.296		
2	3:19.823	58.766	1:29.177	51.880	171.2	7:19.424	4	3:07.759	56.200	1:22.791	48.768	178.5	13:47.055		
3	3:12.031	57.628	1:25.158	49.245	177.0	10:31.455	5	3:38.948	55.805	1:22.777	1:20.366	176.5	17:26.003		
4	3:09.664	55.784	1:24.364	49.516	177.6	13:41.119	6	3:13.208	57.608	1:26.345	49.255	176.2	20:39.211		
5	3:16.622 B	55.512	1:22.935	58.175	178.2	16:57.741	7	4:11.578 B	55.802	1:34.742	1:41.034	179.1	24:50.789		
6	4:14.184	2:00.257	1:24.536	49.391	165.1	21:11.925	8	5:19.141	3:01.852	1:27.280	50.009	107.1	30:09.930		
7	4:21.490	55.351	1:54.194	1:31.945	174.5	25:33.415	17 Paul SIELJES NLD Stuart Racing Team								
8	4:12.751	1:48.662	1:33.754	50.335	79.2	29:46.166	1	3:30.509	1:11.466	1:27.615	51.428	157.0	3:30.509		
9	3:13.726	56.116	1:28.166	49.444	169.0	32:59.892	2	3:11.814	59.035	1:22.195	50.584	171.4	6:42.323		
5 Ronald BEZUIR NLD Dekker Racing							3	3:04.095	54.543	1:21.160	48.392	177.3	9:46.418		
1	3:32.868	1:13.048	1:28.965	50.855	153.2	3:32.868	4	3:02.501	54.993	1:19.247	48.261	178.2	12:48.919		
2	3:11.383	58.636	1:22.985	49.762	171.4	6:44.251	5	3:04.963	56.184	1:19.213	49.566	176.8	15:53.882		
3	3:07.999	55.848	1:22.707	49.444	171.4	9:52.250	6	3:02.773	54.965	1:19.427	48.381	177.3	18:56.655		
4	3:09.621	57.201	1:23.052	49.368	168.0	13:01.871	7	3:23.228	54.753	1:33.264	55.211	177.3	22:19.883		
5	3:09.685	56.574	1:23.481	49.630	167.2	16:11.556	8	5:43.802	1:33.847	2:17.533	1:52.422	81.6	28:03.685		
6	3:08.815	56.277	1:22.891	49.647	167.2	19:20.371	9	3:06.640	55.001	1:20.914	50.725	177.3	31:10.325		
7	3:09.775	56.470	1:23.986	49.319	167.4	22:30.146	18 Youri/Jorn VERSWIJVEREN/BOERTIEN NLD NXT Racing								
8	5:36.528	1:34.831	2:08.920	1:52.777	81.1	28:06.674	1	5:06.921	2:27.220	1:39.606	1:00.095	81.4	5:06.921		
9	3:08.475	55.864	1:22.720	49.891	173.4	31:15.149	2	3:07.627	56.000	1:22.128	49.499	169.8	8:14.548		
7 Jules GROUWELS NLD Race Art by BKR							3	3:05.211	55.381	1:20.791	49.039	177.9	11:19.759		
1	5:28.881	2:23.426	1:45.354	1:20.101	76.2	5:28.881	4	3:05.098	55.710	1:20.301	49.087	176.8	14:24.857		
2	3:08.781	56.022	1:23.827	48.932	175.9	8:37.662	5	3:04.954	55.156	1:20.671	49.127	173.9	17:29.811		
3	3:05.742	55.854	1:21.091	48.797	177.0	11:43.404	6	3:05.258	55.343	1:20.863	49.052	178.8	20:35.069		
4	3:05.711	55.652	1:21.031	49.028	175.3	14:49.115	7	4:10.597 B	55.422	1:35.716	1:39.459	175.6	24:45.666		
5	3:11.711 B	56.113	1:20.631	54.967	174.2	18:00.826	8	5:26.976	3:14.632	1:22.274	50.070	143.0	30:12.642		
6	5:29.721	2:50.660	1:24.877	1:14.184	174.8	23:30.547									
7	4:52.502	1:42.034	2:07.390	1:03.078	79.5	28:23.049									




FORD FIESTA SPRINT CUP NL + BE SPA EURO RACE FREE PRACTICE 2

Sector Analysis

■ Personal Best ■ Session Best ■ Crossing the finish line in the pit lane

Lap	Time	Sector 1	Sector 2	Sector 3	T.Sp	Elapsed	Lap	Time	Sector 1	Sector 2	Sector 3	T.Sp	Elapsed	
22	Jop RAPPANGE NLD Bas Koeten Racing							32	Kenny HERREMANS BEL Niels Lagrange					
1	4:59.805	2:28.608	1:39.152	52.045	89.6	4:59.805	1	3:31.390					3:31.390	
2	3:08.739	56.472	1:22.210	50.057	175.6	8:08.544	2	3:08.592					6:39.982	
3	3:07.885	56.651	1:21.512	49.722	174.8	11:16.429	3	3:08.184					9:48.166	
4	3:06.588	56.491	1:20.419	49.678	172.8	14:23.017	4	3:35.898 B					13:24.064	
5	3:07.414	56.432	1:20.709	50.273	172.5	17:30.431								
6	3:05.959	56.063	1:20.625	49.271	178.8	20:36.390								
7	4:05.983	57.068	1:34.933	1:33.982	172.8	24:42.373								
8	4:30.358	1:47.400	1:53.341	49.617	73.5	29:12.731								
9	3:07.361	56.241	1:21.323	49.797	173.4	32:20.092								
24	Bert LONGIN BEL Garage Feyaerts							33	Jari BENSCHOP NLD Bas Koeten Racing					
1	3:35.848 B	1:09.371	1:27.770	58.707	153.4	3:35.848	1	4:14.379	1:40.870	1:40.709	52.800	92.9	4:14.379	
2	5:21.873	3:09.634	1:23.269	48.970	172.8	8:57.721	2	3:07.052	56.532	1:21.457	49.063	181.2	7:21.431	
3	3:04.765	55.994	1:19.494	49.277	175.3	12:02.486	3	3:05.866	55.285	1:21.230	49.351	180.9	10:27.297	
4	3:05.153	55.910	1:19.285	49.958	173.9	15:07.639	4	3:05.302	55.345	1:21.198	48.759	177.9	13:32.599	
5	3:05.166	56.190	1:19.666	49.310	172.5	18:12.805	5	3:06.201	55.304	1:21.982	48.915	175.6	16:38.800	
6	3:03.778	55.710	1:18.916	49.152	174.5	21:16.583	6	3:06.766	55.319	1:21.998	49.449	176.2	19:45.566	
7	4:17.500	55.163	1:50.503	1:31.834	179.7	25:34.083	7	3:23.033	55.512	1:24.193	1:03.328	175.9	23:08.599	
8	4:07.320	1:48.809	1:29.223	49.288	78.1	29:41.403	8	5:14.425 B	1:33.499	2:01.223	1:39.703	85.9	28:23.024	
9	3:03.313	55.469	1:18.952	48.892	176.2	32:44.716	9	3:23.041	1:10.771	1:22.514	49.756	172.8	31:46.065	
25	David DE SAEGER BEL Vanspringel Motorsport							40	Hanne TERIUM BEL EMG Motorsport					
1	4:08.468	1:27.188	1:40.775	1:00.505	108.7	4:08.468	1	5:45.870	2:25.124	2:02.590	1:18.156	80.1	5:45.870	
2	3:06.918	55.727	1:20.592	50.599	175.3	7:15.386	2	3:11.145	57.446	1:24.364	49.335	176.2	8:57.015	
3	3:03.325	55.077	1:19.427	48.821	179.4	10:18.711	3	3:10.392	58.653	1:22.409	49.330	175.3	12:07.407	
4	3:04.412	55.157	1:19.255	50.000	180.3	13:23.123	4	3:07.046	56.869	1:21.451	48.726	175.6	15:14.453	
5	3:04.262	55.108	1:20.359	48.795	179.4	16:27.385	5	3:07.293	56.273	1:21.432	49.588	176.5	18:21.746	
6	3:11.492 B	55.308	1:19.329	56.855	177.0	19:38.877	6	3:06.192	56.227	1:20.916	49.049	176.5	21:27.938	
7	8:05.009 B	2:20.605	1:58.636	3:45.768	177.0	27:43.886	7	4:24.134 B	56.674	1:53.905	1:33.555	174.8	25:52.072	
							8	4:20.090	2:07.198	1:23.666	49.226	142.5	30:12.162	
29	Nathan VANSRINGEL BEL Vanspringel Motorsport							47	Colin CARESANI NLD Bas Koeten Racing					
1	4:20.186	1:49.832	1:35.839	54.515	84.4	4:20.186	1	4:58.528	2:18.390	1:38.693	1:01.445	68.8	4:58.528	
2	3:10.408	58.082	1:22.947	49.379	175.3	7:30.594	2	3:06.014	55.989	1:20.735	49.290	176.2	8:04.542	
3	3:05.107	55.029	1:20.973	49.105	179.1	10:35.701	3	3:05.097	55.785	1:20.183	49.129	176.8	11:09.639	
4	3:04.281	54.977	1:20.393	48.911	180.6	13:39.982	4	3:04.497	55.874	1:19.767	48.856	175.0	14:14.136	
5	3:12.049 B	55.422	1:20.242	56.385	177.0	16:52.031	5	3:05.395	55.528	1:19.906	49.961	176.2	17:19.531	
6	4:17.698	2:07.242	1:21.337	49.119	177.9	21:09.729	6	3:06.501	55.664	1:21.747	49.090	175.6	20:26.032	
7	8:12.045 B	55.520	1:54.400	5:22.125	177.6	29:21.774	7	3:50.934	55.911	1:26.972	1:28.051	175.3	24:16.966	
							8	4:36.567	1:42.655	2:03.792	50.120	82.7	28:53.533	
							9	3:05.204	56.132	1:19.811	49.261	174.8	31:58.737	
30	Gilles VERVISCH BEL Niels Lagrange							53	Dimitri DE VOS JR. NLD D4 Racing by FMA					
1	4:16.506	1:31.399	1:38.582	1:06.525	112.0	4:16.506	1	3:57.450	1:16.468	1:41.970	59.012	134.7	3:57.450	
2	3:18.634	59.168	1:27.209	52.257	166.2	7:35.140	2	3:09.440	57.105	1:22.599	49.736	168.0	7:06.890	
3	3:15.439	58.620	1:25.010	51.809	167.2	10:50.579	3	3:07.040	56.555	1:21.021	49.464	169.8	10:13.930	
4	3:16.537	58.344	1:26.935	51.258	166.2	14:07.116	4	3:06.897	56.298	1:20.647	49.952	167.4	13:20.827	
5	3:15.262	58.227	1:24.913	52.122	165.4	17:22.378	5	3:05.531	56.035	1:20.443	49.053	171.2	16:26.358	
6	3:11.155	58.008	1:22.679	50.468	167.4	20:33.533	6	3:21.801 B	56.702	1:24.279	1:00.820	176.2	19:48.159	
7	4:13.414	1:01.937	1:35.275	1:36.202	161.9	24:46.947	7	6:03.318	2:54.816	1:49.483	1:19.019	118.2	25:51.477	
8	4:29.582	1:44.586	1:54.154	50.842	73.3	29:16.529	8	3:55.683	1:35.771	1:28.817	51.095	76.7	29:47.160	
9	3:12.930	58.402	1:23.524	51.004	165.9	32:29.459	9	3:18.719 B	55.156	1:23.397	1:00.166	175.0	33:05.879	
58	Doortje HERBER NLD Bas Koeten Racing													



FORD FIESTA SPRINT CUP NL + BE SPA EURO RACE FREE PRACTICE 2

Sector Analysis

■ Personal Best ■ Session Best ■ Crossing the finish line in the pit lane

Lap	Time	Sector 1	Sector 2	Sector 3	T.Spd	Elapsed	Lap	Time	Sector 1	Sector 2	Sector 3	T.Spd	Elapsed
1	5:37.599	2:20.251	1:55.969	1:21.379	66.9	5:37.599	4	3:05.924	55.287	1:21.664	48.973	171.2	14:01.802
2	3:25.603	1:05.758	1:28.130	51.715	169.0	9:03.202	5	3:04.525	55.054	1:20.210	49.261	176.2	17:06.327
3	3:11.150	57.086	1:24.681	49.383	177.6	12:14.352	6	3:21.454 B	58.805	1:23.818	58.831	164.9	20:27.781
4	3:09.724	56.483	1:23.542	49.699	175.9	15:24.076	7	9:10.900	6:50.868	1:30.799	49.233	78.7	29:38.681
5	3:08.911	56.362	1:22.990	49.559	174.8	18:32.987	8	3:04.400	55.350	1:20.294	48.756	179.7	32:43.081
6	3:15.083	56.727	1:28.334	50.022	177.6	21:48.070	<div style="border: 1px solid black; padding: 5px;"> 99 Dylan DERDAELE BEL Belgium Racing </div>						
7	4:06.322	56.363	1:51.249	1:18.710	142.5	25:54.392							
8	3:55.034	1:35.454	1:30.006	49.574	77.3	29:49.426							
9	3:07.705	55.797	1:22.521	49.387	180.6	32:57.131							


72 Dilango DE VOS NLD						
Blueberry Racing						
1	3:35.069	1:17.439	1:26.852	50.778	139.4	3:35.069
2	3:11.020	56.971	1:23.325	50.724	169.0	6:46.089
3	3:11.362	57.183	1:23.552	50.627	165.4	9:57.451
4	3:10.045	57.581	1:22.153	50.311	163.6	13:07.496
5	3:09.541	57.154	1:21.715	50.672	168.2	16:17.037
6	3:16.037 B	57.495	1:21.971	56.571	169.5	19:33.074
7	6:01.817	2:38.602	1:51.268	1:31.947	168.0	25:34.891
8	4:13.190	1:49.104	1:32.076	52.010	75.1	29:48.081
9	3:09.840	56.914	1:23.299	49.627	170.3	32:57.921

77 Daan PIJL NLD						
Cor Euser Racing						
1	4:13.546	1:59.928	1:23.393	50.225	140.4	4:13.546
2	3:05.070	56.624	1:19.254	49.192	175.6	7:18.616
3	3:02.075	54.886	1:18.704	48.485	179.4	10:20.691
4	3:01.423	54.588	1:18.524	48.311	181.2	13:22.114
5	3:02.469	54.699	1:19.062	48.708	181.2	16:24.583
6	3:12.575 B	55.867	1:20.090	56.618	162.7	19:37.158
7	5:53.452	2:20.656	1:58.777	1:34.019	176.2	25:30.610
8	4:07.575	1:50.437	1:28.747	48.391	77.5	29:38.185
9	3:03.569	54.661	1:20.512	48.396	181.5	32:41.754

94 Giovanni VAN LIL BEL						
Belgium Driver Academy						
1	4:25.803	2:00.283	1:31.604	53.916	109.1	4:25.803
2	3:06.876	56.667	1:21.238	48.971	176.5	7:32.679
3	3:05.134	55.835	1:20.428	48.871	178.5	10:37.813
4	3:16.643 B	55.420	1:22.462	58.761	178.8	13:54.456
5	5:33.279	3:17.595	1:25.433	50.251	173.9	19:27.735
6	3:11.602	55.757	1:25.138	50.707	175.9	22:39.337
7	5:41.652 B	1:39.656	2:06.245	1:55.751	84.8	28:20.989

97 Bart VERSLUYS BEL						
Belgium Racing						
1	4:50.950	2:04.708	1:44.764	1:01.478	129.8	4:50.950
2	3:29.035	1:01.255	1:34.397	53.383	160.0	8:19.985
3	3:24.739	1:01.421	1:30.467	52.851	161.0	11:44.724
4	3:23.818	1:00.067	1:28.774	54.977	162.4	15:08.542
5	3:20.581	59.705	1:28.785	52.091	162.2	18:29.123

98 Philippe HUART BEL						
Belgium Racing						
1	4:46.570	1:59.960	1:45.994	1:00.616	106.4	4:46.570
2	3:04.751	55.449	1:20.334	48.968	177.3	7:51.321
3	3:04.557	55.401	1:20.729	48.427	171.4	10:55.878



FORD FIESTA SPRINT CUP NL + BE SPA EURO RACE QUALIFYING

Final Classification


No	Driver	Nat	Team	Car	Cl.	Time	Lap Total	Gap	Kph
1	9 Rik KOEN	NLD	Cor Euser Racing		NL	3:01.469	4 4	-	138.9
2	1 Laurens DE WIT	NLD	Vakgarage pb Technova College Racing		NL	3:02.043	4 4	+0.574 +0.574	138.5
3	17 Paul SIELJES	NLD	Stuart Racing Team		NL	3:02.386	4 4	+0.917 +0.343	138.2
4	47 Colin CARESANI	NLD	Bas Koeten Racing		NL	3:02.417	4 4	+0.948 +0.031	138.2
5	77 Daan PIJL	NLD	Cor Euser Racing		NL	3:02.428	4 4	+0.959 +0.011	138.2
6	25 David DE SAEGER	BEL	Vanspringel Motorsport		BE	3:02.491	4 4	+1.022 +0.063	138.2
7	24 Bert LONGIN	BEL	Garage Feyaerts		BE	3:02.674	4 4	+1.205 +0.183	138.0
8	3 Liroy STUART	NLD	Stuard Racing Team		NL	3:02.691	4 4	+1.222 +0.017	138.0
9	32 Kenny HERREMANS	BEL	Niels Lagrange		BE	3:02.747	4 4	+1.278 +0.056	138.0
10	7 Jules GROUWELS	NLD	Race Art by BKR		NL	3:03.912	4 4	+2.443 +1.165	137.1
11	98 Philippe HUART	BEL	Belgium Racing		BE	3:04.511	4 4	+3.042 +0.599	136.7
12	18 Youri/Jorn VERSWIJVEREN/BOENL	NLD	NXT Racing		NL	3:04.658	4 4	+3.189 +0.147	136.5
13	33 Jari BENSCHOP	NLD	Bas Koeten Racing		NL	3:05.002	4 4	+3.533 +0.344	136.3
14	53 Dimitri DE VOS JR.	NLD	D4 Racing by FMA		NL	3:05.060	4 4	+3.591 +0.058	136.2
15	99 Dylan DERDAELE	BEL	Belgium Racing		BE	3:05.063	4 4	+3.594 +0.003	136.2
16	22 Jop RAPPANGE	NLD	Bas Koeten Racing		NL	3:06.237	4 4	+4.768 +1.174	135.4
17	94 Giovanni VAN LIL	BEL	Belgium Driver Academy		BE	3:06.882	4 4	+5.413 +0.645	134.9
18	11 Belle RAPPANGE	NLD	Bas Koeten Racing		NL	3:06.930	4 4	+5.461 +0.048	134.9
19	40 Hanne TERIJM	BEL	EMG Motorsport		BE	3:07.231	4 4	+5.762 +0.301	134.7
20	58 Doortje HERBER	NLD	Bas Koeten Racing		NL	3:07.409	4 4	+5.940 +0.178	134.5
21	72 Dilango DE VOS	NLD	Blueberry Racing		NL	3:08.302	4 4	+6.833 +0.893	133.9
22	5 Ronald BEZUUR	NLD	Dekker Racing		NL	3:08.926	4 4	+7.457 +0.624	133.5
23	14 Alexander BORGMAANS	BEL	Ford Morren Motor by Niels Lagrange		BE	3:08.965	4 4	+7.496 +0.039	133.4
24	4 Tom FEYAERTS	BEL	Garage Feyaerts		BE	3:11.801	4 4	+10.332 +2.836	131.5
25	30 Gilles VERVISCH	BEL	Niels Lagrange		BE	3:12.702	4 4	+11.233 +0.901	130.8
26	29 Nathan VANSRINGEL	BEL	Vanspringel Motorsport		BE		1		
27	97 Bart VERSLUYS	BEL	Belgium Racing		BE				

Fastest Lap: Lap 4 | Rik KOEN | **3:01.469** | 138.9 Kph

Published at:

Track Status: **DRY**


Stewards	Timekeeper:
----------	-------------



FORD FIESTA SPRINT CUP NL + BE SPA EURO RACE QUALIFYING

Best Sector Times


Sector 1			Sector 2			Sector 3			Ideal Lap	Best Lap
Pos	No Driver	Time	No Driver	Time	No Driver	Time	Pos	No Driver		
1	17 P.SIELJES	54.023	77 D.PIJL	1:18.575	33 J.BENSCHOP	47.726	1	9 R.KOEN	3:01.469	3:01.469 (1)
2	9 R.KOEN	54.425	1 L.DE WIT	1:18.784	9 R.KOEN	48.129	2	77 D.PIJL	3:01.777	3:02.428 (5)
3	3 L.STUART	54.470	25 D.DE SAEGER	1:18.898	47 C.CARESANI	48.419	3	1 L.DE WIT	3:01.937	3:02.043 (2)
4	77 D.PIJL	54.533	9 R.KOEN	1:18.915	1 L.DE WIT	48.446	4	17 P.SIELJES	3:02.386	3:02.386 (3)
5	1 L.DE WIT	54.707	24 B.LONGIN	1:19.112	7 J.GROUWELS	48.483	5	47 C.CARESANI	3:02.417	3:02.417 (4)
6	33 J.BENSCHOP	54.741	99 D.DERDAELE	1:19.231	17 P.SIELJES	48.653	6	25 D.DE SAEGER	3:02.491	3:02.491 (6)
7	47 C.CARESANI	54.751	47 C.CARESANI	1:19.247	77 D.PIJL	48.669	7	24 B.LONGIN	3:02.674	3:02.674 (7)
8	24 B.LONGIN	54.812	3 L.STUART	1:19.455	25 D.DE SAEGER	48.673	8	3 L.STUART	3:02.691	3:02.691 (8)
9	25 D.DE SAEGER	54.920	17 P.SIELJES	1:19.710	24 B.LONGIN	48.750	9	7 J.GROUWELS	3:03.912	3:03.912 (10)
10	7 J.GROUWELS	54.922	98 P.HUART	1:19.929	3 L.STUART	48.766	10	98 P.HUART	3:04.165	3:04.511 (11)
11	53 D.DE VOS JR.	54.951	18 Y.VERSWIJVEREN/BOERTIEN	1:20.166	98 P.HUART	48.925	11	53 D.DE VOS JR.	3:04.642	3:05.060 (14)
12	29 N.VANSRINGEL	55.197	7 J.GROUWELS	1:20.507	53 D.DE VOS JR.	48.941	12	18 Y.VERSWIJVEREN/BOERTIEN	3:04.658	3:04.658 (12)
13	98 P.HUART	55.311	53 D.DE VOS JR.	1:20.750	11 B.RAPPANGE	48.973	13	99 D.DERDAELE	3:04.772	3:05.063 (15)
14	18 Y.VERSWIJVEREN/BOERTIEN	55.434	40 H.TERIUUM	1:21.370	18 Y.VERSWIJVEREN/BOERTIEN	49.058	14	33 J.BENSCHOP	3:05.002	3:05.002 (13)
15	22 J.RAPPANGE	55.527	22 J.RAPPANGE	1:21.525	94 G.VAN LIL	49.062	15	22 J.RAPPANGE	3:06.237	3:06.237 (16)
16	11 B.RAPPANGE	55.641	94 G.VAN LIL	1:21.563	5 R.BEZUUR	49.069	16	11 B.RAPPANGE	3:06.590	3:06.930 (18)
17	99 D.DERDAELE	55.765	72 D.DE VOS	1:21.625	40 H.TERIUUM	49.144	17	94 G.VAN LIL	3:06.882	3:06.882 (17)
18	14 A.BORGMANS	55.911	58 D.HERBER	1:21.954	22 J.RAPPANGE	49.185	18	29 N.VANSRINGEL	3:07.199	
19	58 D.HERBER	56.075	11 B.RAPPANGE	1:21.976	4 T.FEYAERTS	49.357	19	40 H.TERIUUM	3:07.231	3:07.231 (19)
20	94 G.VAN LIL	56.257	29 N.VANSRINGEL	1:22.416	58 D.HERBER	49.380	20	58 D.HERBER	3:07.409	3:07.409 (20)
21	5 R.BEZUUR	56.618	14 A.BORGMANS	1:22.512	29 N.VANSRINGEL	49.586	21	72 D.DE VOS	3:08.302	3:08.302 (21)
22	40 H.TERIUUM	56.717	33 J.BENSCHOP	1:22.535	99 D.DERDAELE	49.776	22	5 R.BEZUUR	3:08.926	3:08.926 (22)
23	72 D.DE VOS	56.771	5 R.BEZUUR	1:23.239	72 D.DE VOS	49.906	23	14 A.BORGMANS	3:08.965	3:08.965 (23)
24	4 T.FEYAERTS	57.736	30 G.VERVISCH	1:23.781	30 G.VERVISCH	50.399	24	4 T.FEYAERTS	3:11.801	3:11.801 (24)
25	30 G.VERVISCH	57.974	4 T.FEYAERTS	1:24.708	14 A.BORGMANS	50.542	25	30 G.VERVISCH	3:12.154	3:12.702 (25)



FORD FIESTA SPRINT CUP NL + BE SPA EURO RACE QUALIFYING

Best Top Speed


No Driver	Team	Class	Top 1		Top 2		Top 3		Top 4		Top 5		Avg
			Kph	Lap	Kph	Lap	Kph	Lap	Kph	Lap	Kph	Lap	
3 Liroy STUART	Stuard Racing Team	NL	183.4	4	179.7	2	152.3	1	151.9	3			166,8
33 Jari BENSCHOP	Bas Koeten Racing	NL	181.8	4	179.7	2	162.7	3	93.0	1			154,3
7 Jules GROUWELS	Race Art by BKR	NL	181.5	4	180.9	2	156.1	1	149.6	3			167,0
9 Rik KOEN	Cor Euser Racing	NL	181.5	4	175.9	2	175.0	3	166.9	1			174,8
22 Jop RAPPANGE	Bas Koeten Racing	NL	181.5	4	180.3	2	172.8	3	100.5	1			158,8
47 Colin CARESANI	Bas Koeten Racing	NL	181.5	2	180.9	4	171.7	3	111.3	1			161,4
24 Bert LONGIN	Garage Feyaerts	BE	181.5	3	179.4	4	179.1	2	172.5	1			178,1
1 Laurens DE WIT	Vakgarage pb Technova College Racing	NL	181.2	2	178.8	4	169.5	3	168.2	1			174,4
53 Dimitri DE VOS JR.	D4 Racing by FMA	NL	180.9	2	180.3	4	159.3	3	91.5	1			153,0
25 David DE SAEGER	Vanspringel Motorsport	BE	180.6	4	180.3	2	179.4	3	160.2	1			175,1
14 Alexander BORGMANS	Ford Morren Motor by Niels Lagrange	BE	180.3	4	178.2	2	148.8	3	136.0	1			160,8
11 Belle RAPPANGE	Bas Koeten Racing	NL	179.7	2	176.2	4	175.3	3	89.5	1			155,2
77 Daan PIJL	Cor Euser Racing	NL	179.7	2	176.5	4	175.3	3	160.7	1			173,1
18 Youri/Jorn VERSWIJVEREN/BINXT Racing		NL	179.4	4	179.1	2	169.5	3	131.4	1			164,9
17 Paul SIELJES	Stuard Racing Team	NL	179.1	2	177.9	4	158.8	3	149.6	1			166,4
58 Doortje HERBER	Bas Koeten Racing	NL	178.8	2	178.2	4	176.2	3	81.2	1			153,6
4 Tom FEYAERTS	Garage Feyaerts	BE	177.9	4	174.2	2	153.4	3	77.3	1			145,7
98 Philippe HUART	Belgium Racing	BE	177.0	2	169.8	4	152.8	3	140.4	1			160,0
40 Hanne TERIUM	EMG Motorsport	BE	176.5	2	176.5	4	135.5	3	95.0	1			145,9
94 Giovanni VAN LIL	Belgium Driver Academy	BE	175.9	2	175.0	4	168.2	3	109.6	1			157,2
99 Dylan DERDAELE	Belgium Racing	BE	174.2	4	169.8	2	168.7	1	148.1	3			165,2
5 Ronald BEZUUR	Dekker Racing	NL	173.9	4	168.7	2	164.6	3	148.8	1			164,0
72 Dilango DE VOS	Blueberry Racing	NL	171.2	4	165.9	2	157.2	3	95.2	1			147,4
30 Gilles VERVISCH	Niels Lagrange	BE	170.3	4	170.1	2	154.9	3	120.4	1			153,9
29 Nathan VANSRINGEL	Vanspringel Motorsport	BE	155.2	1									155,2
32 Kenny HERREMANS	Niels Lagrange	BE											
97 Bart VERSLUYS	Belgium Racing	BE											



FORD FIESTA SPRINT CUP NL + BE SPA EURO RACE QUALIFYING

Fastest Lap Sequence

Elapsed	No	Driver	Team	Car	Class	Time	Kph	Lap
26:29.381	77	Daan PIJL	Cor Euser Racing		NL	3:02.428	138.2	4
26:30.920	1	Laurens DE WIT	Vakgarage pb Technova College Racing		NL	3:02.043	138.5	4
26:31.336	9	Rik KOEN	Cor Euser Racing		NL	3:01.469	138.9	4




FORD FIESTA SPRINT CUP NL + BE SPA EURO RACE QUALIFYING

Sector Analysis

■ Personal Best ■ Session Best ■ Crossing the finish line in the pit lane

Lap	Time	Sector 1	Sector 2	Sector 3	T.Spd	Elapsed	Lap	Time	Sector 1	Sector 2	Sector 3	T.Spd	Elapsed		
1	Laurens DE WIT	NLD						17	Paul SIELJES	NLD					
	Vakgarage pb Technova College Racir							Stuart Racing Team							
1	3:16.409	1:02.455	1:23.873	50.081	168.2	3:16.409	1	3:53.908	1:35.662	1:26.352	51.894	149.6	3:53.908		
2	3:20.480B	54.707	1:18.833	1:06.940	181.2	6:36.889	2	3:38.730B	54.733	1:26.070	1:17.927	179.1	7:32.638		
3	16:51.988	...	1:19.445	48.808	169.5	23:28.877	3	16:21.509	...	1:23.541	51.334	158.8	23:54.147		
4	3:02.043	54.813	1:18.784	48.446	178.8	26:30.920	4	3:02.386	54.023	1:19.710	48.653	177.9	26:56.533		
3	Liroy STUART	NLD						18	Youri/Jorn VERSWIJVEREN/BOERTIEN	NLD					
	Stuard Racing Team							NXT Racing							
1	3:53.064	1:32.363	1:28.654	52.047	152.3	3:53.064	1	4:01.347	1:39.651	1:27.862	53.834	131.4	4:01.347		
2	3:37.936B	54.792	1:25.976	1:17.168	179.7	7:31.000	2	3:36.347B	55.843	1:28.841	1:11.663	179.1	7:37.694		
3	16:22.551	...	1:23.459	51.235	151.9	23:53.551	3	16:18.303	...	1:22.723	51.586	169.5	23:55.997		
4	3:02.691	54.470	1:19.455	48.766	183.4	26:56.242	4	3:04.658	55.434	1:20.166	49.058	179.4	27:00.655		
4	Tom FEYAERTS	BEL						22	Jop RAPPANGE	NLD					
	Garage Feyaerts							Bas Koeten Racing							
1	4:19.064	1:42.256	1:43.932	52.876	77.3	4:19.064	1	4:04.142	1:43.244	1:27.185	53.713	100.5	4:04.142		
2	3:47.480B	57.826	1:39.180	1:10.474	174.2	8:06.544	2	3:37.550B	55.621	1:28.597	1:13.332	180.3	7:41.692		
3	16:07.228	...	1:28.130	51.135	153.4	24:13.772	3	16:16.941	...	1:22.226	51.174	172.8	23:58.633		
4	3:11.801	57.736	1:24.708	49.357	177.9	27:25.573	4	3:06.237	55.527	1:21.525	49.185	181.5	27:04.870		
5	Ronald BEZUUR	NLD						24	Bert LONGIN	BEL					
	Dekker Racing							Garage Feyaerts							
1	3:59.187	1:36.803	1:29.765	52.619	148.8	3:59.187	1	3:20.712	1:09.054	1:22.433	49.225	172.5	3:20.712		
2	3:36.997B	56.770	1:29.448	1:10.779	168.7	7:36.184	2	3:20.390B	55.043	1:19.207	1:06.140	179.1	6:41.102		
3	16:20.985	...	1:24.587	50.247	164.6	23:57.169	3	16:49.584	...	1:20.080	48.910	181.5	23:30.686		
4	3:08.926	56.618	1:23.239	49.069	173.9	27:06.095	4	3:02.674	54.812	1:19.112	48.750	179.4	26:33.360		
7	Jules GROUWELS	NLD						25	David DE SAEGER	BEL					
	Race Art by BKR							Vanspringel Motorsport							
1	4:04.902	1:20.693	1:39.475	1:04.734	156.1	4:04.902	1	3:16.882	1:03.916	1:23.039	49.927	160.2	3:16.882		
2	3:39.249B	55.059	1:31.993	1:12.197	180.9	7:44.151	2	3:21.081B	54.941	1:19.133	1:07.007	180.3	6:37.963		
3	16:16.418	...	1:23.961	51.040	149.6	24:00.569	3	16:53.288	...	1:20.633	49.010	179.4	23:31.251		
4	3:03.912	54.922	1:20.507	48.483	181.5	27:04.481	4	3:02.491	54.920	1:18.898	48.673	180.6	26:33.742		
9	Rik KOEN	NLD						29	Nathan VANSRINGEL	BEL					
	Cor Euser Racing							Vanspringel Motorsport							
1	3:15.072	1:01.314	1:23.891	49.867	166.9	3:15.072	1	3:17.542	1:05.540	1:22.416	49.586	155.2	3:17.542		
2	3:20.069B	55.120	1:19.313	1:05.636	175.9	6:35.141									
3	16:54.726	...	1:20.393	49.281	175.0	23:29.867									
4	3:01.469	54.425	1:18.915	48.129	181.5	26:31.336									
11	Belle RAPPANGE	NLD						30	Gilles VERVISCH	BEL					
	Bas Koeten Racing							Niels Lagrange							
1	4:33.856	1:55.681	1:41.363	56.812	89.5	4:33.856	1	3:41.783	1:19.588	1:29.141	53.054	120.4	3:41.783		
2	3:40.064B	55.641	1:32.838	1:11.585	179.7	8:13.920	2	3:26.049B	57.974	1:23.756	1:04.319	170.1	7:07.832		
3	15:53.971	...	1:23.590	49.484	175.3	24:07.891	3	17:06.417	...	1:27.639	51.252	154.9	24:14.249		
4	3:06.930	55.981	1:21.976	48.973	176.2	27:14.821	4	3:12.702	58.522	1:23.781	50.399	170.3	27:26.951		
14	Alexander BORGMANS	BEL						32	Kenny HERREMANS	BEL					
	Ford Morren Motor by Niels Lagrange							Niels Lagrange							
1	3:40.685	1:17.832	1:30.164	52.689	136.0	3:40.685	1	3:22.169					3:22.169		
2	3:20.840B	56.243	1:24.929	59.668	178.2	7:01.525	2	3:20.998B					6:43.167		
3	16:55.141	...	1:27.641	53.427	148.8	23:56.666	3	16:49.505					23:32.672		
4	3:08.965	55.911	1:22.512	50.542	180.3	27:05.631	4	3:02.747					26:35.419		
17	Paul SIELJES	NLD						33	Jari BENSCHOP	NLD					
	Stuart Racing Team							Bas Koeten Racing							




FORD FIESTA SPRINT CUP NL + BE SPA EURO RACE QUALIFYING

Sector Analysis

■ Personal Best ■ Session Best ■ Crossing the finish line in the pit lane

Lap	Time	Sector 1	Sector 2	Sector 3	T.Spd	Elapsed	Lap	Time	Sector 1	Sector 2	Sector 3	T.Spd	Elapsed
1	4:13.518	1:44.726	1:38.970	49.822	93.0	4:13.518	1	3:36.458	1:14.607	1:25.194	56.657	140.4	3:36.458
2	3:32.239 B	55.445	1:26.676	1:10.118	179.7	7:45.757	2	3:22.705 B	55.311	1:19.929	1:07.465	177.0	6:59.163
3	16:12.480	...	1:22.896	49.338	162.7	23:58.237	3	16:52.288	...	1:24.449	52.584	152.8	23:51.451
4	3:05.002	54.741	1:22.535	47.726	181.8	27:03.239	4	3:04.511	55.342	1:20.244	48.925	169.8	26:55.962
40 Hanne TERIUM BEL							99 Dylan DERDAELE BEL						
EMG Motorsport							Belgium Racing						
1	4:43.548	1:57.471	1:41.143	1:04.934	95.0	4:43.548	1	3:35.174	1:10.451	1:25.807	58.916	168.7	3:35.174
2	3:36.415 B	57.461	1:33.056	1:05.898	176.5	8:19.963	2	3:21.896 B	55.843	1:19.231	1:06.822	169.8	6:57.070
3	16:01.639	...	1:23.785	50.237	135.5	24:21.602	3	16:53.693	...	1:26.129	52.680	148.1	23:50.763
4	3:07.231	56.717	1:21.370	49.144	176.5	27:28.833	4	3:05.063	55.765	1:19.522	49.776	174.2	26:55.826
47 Colin CARESANI NLD													
Bas Koeten Racing													
1	4:03.277	1:41.846	1:27.635	53.796	111.3	4:03.277							
2	3:36.592 B	54.882	1:28.874	1:12.836	181.5	7:39.869							
3	16:15.517	...	1:20.956	51.500	171.7	23:55.386							
4	3:02.417	54.751	1:19.247	48.419	180.9	26:57.803							
53 Dimitri DE VOS JR. NLD													
D4 Racing by FMA													
1	4:35.417	1:59.017	1:39.754	56.646	91.5	4:35.417							
2	3:40.659 B	54.951	1:33.881	1:11.827	180.9	8:16.076							
3	16:02.903	...	1:26.057	49.452	159.3	24:18.979							
4	3:05.060	55.369	1:20.750	48.941	180.3	27:24.039							
58 Doortje HERBER NLD													
Bas Koeten Racing													
1	4:31.167	1:41.590	1:45.771	1:03.806	81.2	4:31.167							
2	3:41.239 B	56.999	1:33.315	1:10.925	178.8	8:12.406							
3	16:00.675	...	1:26.527	50.725	176.2	24:13.081							
4	3:07.409	56.075	1:21.954	49.380	178.2	27:20.490							
72 Dilango DE VOS NLD													
Blueberry Racing													
1	4:38.765	2:00.189	1:39.477	59.099	95.2	4:38.765							
2	3:39.476 B	57.508	1:30.409	1:11.559	165.9	8:18.241							
3	16:03.825	...	1:26.072	51.947	157.2	24:22.066							
4	3:08.302	56.771	1:21.625	49.906	171.2	27:30.368							
77 Daan PIJL NLD													
Cor Euser Racing													
1	3:15.667	1:01.940	1:23.940	49.787	160.7	3:15.667							
2	3:17.570 B	54.533	1:18.575	1:04.462	179.7	6:33.237							
3	16:53.716	...	1:19.358	49.070	175.3	23:26.953							
4	3:02.428	55.033	1:18.726	48.669	176.5	26:29.381							
94 Giovanni VAN LIL BEL													
Belgium Driver Academy													
1	4:30.362	1:47.865	1:42.340	1:00.157	109.6	4:30.362							
2	3:40.129 B	57.101	1:33.342	1:09.686	175.9	8:10.491							
3	16:28.670	...	1:51.763	53.090	168.2	24:39.161							
4	3:06.882	56.257	1:21.563	49.062	175.0	27:46.043							
98 Philippe HUART BEL													
Belgium Racing													



FORD FIESTA SPRINT CUP NL + BE SPA EURO RACE RACE 1 (30')

Starting Grid

Bart VERSLUYS	Belgium Racing	97	- 14 -		
3:08.926				29	Vanspringel Motorsport Nathan VANSRINGEL
Ronald BEZUUR	Dekker Racing	5	- 13 -		
3:07.409				72	Blueberry Racing Dilango DE VOS
3:06.237					3:08.302
Doortje HERBER	Bas Koeten Racing	58	- 12 -		
3:05.060				11	Bas Koeten Racing Belle RAPPANGE
3:06.237					3:06.930
Jop RAPPANGE	Bas Koeten Racing	22	- 11 -		
3:05.060				30	Niels Lagrange Gilles VERVISCH
3:05.060					3:12.702
Dimitri DE VOS JR.	D4 Racing by FMA	53	- 10 -		
3:05.002				4	Garage Feyaerts Tom FEYAERTS
3:03.912					3:11.801
Jari BENSCHOP	Bas Koeten Racing	33	- 9 -		
3:03.912				14	Ford Morren Motor by Niels Lagrange Alexander BORGMAANS
3:03.912					3:08.965
Jules GROUWELS	Race Art by BKR	7	- 8 -		
3:04.658				40	EMG Motorsport Hanne TERIUM
3:04.658					3:07.231
Youri/Jorn VERSWIJVEREN/BOERTIEN	NXT Racing	18	- 7 -		
3:02.691				94	Belgium Driver Academy Giovanni VAN LIL
3:02.691					3:06.882
Liroy STUART	Stuard Racing Team	3	- 6 -		
3:01.469				25	Vanspringel Motorsport David DE SAEGER
3:01.469					3:02.491
Rik KOEN	Cor Euser Racing	9	- 5 -		
3:02.043				24	Garage Feyaerts Bert LONGIN
3:02.043					3:02.674
Laurens DE WIT	Vakgarage pb Technova College Racing	1	- 4 -		
3:02.386				32	Niels Lagrange Kenny HERREMANS
3:02.386					3:02.747
Paul SIELJES	Stuart Racing Team	17	- 3 -		
3:02.417				98	Belgium Racing Philippe HUART
3:02.417					3:04.511
Colin CARESANI	Bas Koeten Racing	47	- 2 -		
3:02.428				99	Belgium Racing Dylan DERDAELE
3:02.428					3:05.063
Daan PIJL	Cor Euser Racing	77	- 1 -		

Pole


Published at:

FORD FIESTA SPRINT CUP-BE

POWERED BY  **Hankook**
DRIVING EMOTION

FORD FIESTA SPRINT CUP-NL

POWERED BY  **Hankook**
DRIVING EMOTION




FORD FIESTA SPRINT CUP NL + BE SPA EURO RACE RACE 1 (30')

Starting Grid

Stewards

Timekeeper:



FORD FIESTA SPRINT CUP NL + BE SPA EURO RACE RACE 1 (20')

Final Classification

No	Driver	Nat	Team	Car	Cl.	Laps	Total Time	Gap	Kph	Best Lap		
										Lap	Time	Kph
1	77 Daan PIJL	NLD	Cor Euser Racing		NL	6	20:02.244	-	125.5	6	3:04.063	137.0
2	47 Colin CARESANI	NLD	Bas Koeten Racing		NL	6	20:04.379	+2.135	125.2	3	3:04.043	137.0
3	32 Kenny HERREMANS	BEL	Niels Lagrange		BE	6	20:07.559	+5.315	124.9	4	3:04.034	137.0
4	1 Laurens DE WIT	NLD	Vakgarage pb Technova College Racing		NL	6	20:07.280	+5.036	124.9	6	3:04.091	137.0
5	99 Dylan DERDAELE	BEL	Belgium Racing		BE	6	20:08.127	+5.883	124.9	4	3:03.832	137.2
6	3 Liroy STUART	NLD	Stuard Racing Team		NL	6	20:10.421	+8.177	124.6	4	3:04.340	136.8
7	17 Paul SIELJES	NLD	Stuart Racing Team		NL	6	20:10.624	+8.380	124.6	4	3:04.119	136.9
8	98 Philippe HUART	BEL	Belgium Racing		BE	6	20:13.479	+11.235	124.3	4	3:04.959	136.3
9	18 Youri/Jorn VERSWIJVEREN/BOERTIEN	NLD	NXT Racing		NL	6	20:13.952	+11.708	124.3	2	3:04.245	136.9
10	24 Bert LONGIN	BEL	Garage Feyaerts		BE	6	20:14.830	+12.586	124.2	5	3:05.191	136.2
11	25 David DE SAEGER	BEL	Vanspringel Motorsport		BE	6	20:14.839	+12.595	124.2	4	3:04.735	136.5
12	53 Dimitri DE VOS JR.	NLD	D4 Racing by FMA		NL	6	20:22.101	+19.857	123.4	5	3:05.789	135.7
13	29 Nathan VANSRINGEL	BEL	Vanspringel Motorsport		BE	6	20:22.721	+20.477	123.4	5	3:04.504	136.7
14	94 Giovanni VAN LIL	BEL	Belgium Driver Academy		BE	6	20:23.669	+21.425	123.3	6	3:05.681	135.8
15	11 Belle RAPPANGE	NLD	Bas Koeten Racing		NL	6	20:24.984	+22.740	123.1	3	3:06.007	135.6
16	33 Jari BENSCHOP	NLD	Bas Koeten Racing		NL	6	20:25.138	+22.894	123.1	6	3:05.386	136.0
17	14 Alexander BORGmans	BEL	Ford Morren Motor by Niels Lagrange		BE	6	20:27.359	+25.115	122.9	6	3:06.813	135.0
18	5 Ronald BEZUUR	NLD	Dekker Racing		NL	6	20:35.502	+33.258	122.1	5	3:07.653	134.4
19	72 Dilango DE VOS	NLD	Blueberry Racing		NL	6	20:41.247	+39.003	121.5	4	3:08.776	133.6
20	30 Gilles VERVISCH	BEL	Niels Lagrange		BE	6	20:50.421	+48.177	120.6	3	3:10.665	132.2
21	97 Bart VERSLUYS	BEL	Belgium Racing		BE	6	22:11.458	+2:09.214	113.3	6	3:20.742	125.6
22	58 Doortje HERBER	NLD	Bas Koeten Racing		NL	6	22:46.785	+2:44.541	110.4	3	3:10.736	132.2
23	9 Rik KOEN	NLD	Cor Euser Racing		NL							
24	40 Hanne TERIUM	BEL	EMG Motorsport		BE							
25	7 Jules GROUWELS	NLD	Race Art by BKR		NL							
26	4 Tom FEYAERTS	BEL	Garage Feyaerts		BE							
27	22 Jop RAPPANGE	NLD	Bas Koeten Racing		NL							


Pole Position:	Daan PIJL	3:02.428	
Fastest Lap:	Lap4 Dylan DERDAELE	3:03.832	137.2 Kph

#1 - DROP OF 1 PLACE OF THE RESULT DUE TO DRIVING CONTACT
#40 - DROP OF 1 GRID POSITION ON THE NEXT RACE - CAUSING A COLLISION

Published at:

Track Status: **DRY**

Stewards	Timekeeper:
-----------------	--------------------



FORD FIESTA SPRINT CUP NL + BE SPA EURO RACE RACE 1

Final Classification by Class


No	Driver	Nat	Team	Car	Laps	Total Time	Gap	Kph	Best Lap			
									Lap	Time	Kph	
BE												
1	32 Kenny HERREMANS	BEL	Niels Lagrange		6	20:07.559		124.9	4	3:04.034	137.0	
2	99 Dylan DERDAELE	BEL	Belgium Racing		6	20:08.127	+0.568	124.9	4	3:03.832	137.2	
3	98 Philippe HUART	BEL	Belgium Racing		6	20:13.479	+5.920	124.3	4	3:04.959	136.3	
4	24 Bert LONGIN	BEL	Garage Feyaerts		6	20:14.830	+7.271	124.2	5	3:05.191	136.2	
5	25 David DE SAEGER	BEL	Vanspringel Motorsport		6	20:14.839	+7.280	124.2	4	3:04.735	136.5	
6	29 Nathan VANSRINGEL	BEL	Vanspringel Motorsport		6	20:22.721	+15.162	123.4	5	3:04.504	136.7	
7	94 Giovanni VAN LIL	BEL	Belgium Driver Academy		6	20:23.669	+16.110	123.3	6	3:05.681	135.8	
8	14 Alexander BORGMANS	BEL	Ford Morren Motor by Niels Lagrange		6	20:27.359	+19.800	122.9	6	3:06.813	135.0	
9	30 Gilles VERVISCH	BEL	Niels Lagrange		6	20:50.421	+42.862	120.6	3	3:10.665	132.2	
10	97 Bart VERSLUYS	BEL	Belgium Racing		6	22:11.458	+2'03.899	113.3	6	3:20.742	125.6	
11	40 Hanne TERIJM	BEL	EMG Motorsport						6 Laps			
12	4 Tom FEYAERTS	BEL	Garage Feyaerts						6 Laps			

#40 - DROP OF 1 GRID POSITION ON THE NEXT RACE - CAUSING A COLLISION

Published at:

Track Status: **DRY**

Stewards	Timekeeper:
----------	-------------



FORD FIESTA SPRINT CUP NL + BE SPA EURO RACE RACE 1


Final Classification by Class

No	Driver	Nat	Team	Car	Laps	Total Time	Gap	Kph	Best Lap			
									Lap	Time	Kph	
NL												
1	77 Daan PIJL	NLD	Cor Euser Racing		6	20:02.244		125.5	6	3:04.063	137.0	
2	47 Colin CARESANI	NLD	Bas Koeten Racing		6	20:04.379	+2.135	125.2	3	3:04.043	137.0	
3	1 Laurens DE WIT	NLD	Vakgarage p/b Technova College Racing		6	20:07.280	+5.036	124.9	6	3:04.091	137.0	
4	3 Liroy STUART	NLD	Stuard Racing Team		6	20:10.421	+8.177	124.6	4	3:04.340	136.8	
5	17 Paul SIELJES	NLD	Stuart Racing Team		6	20:10.624	+8.380	124.6	4	3:04.119	136.9	
6	18 Youri/Jom YERSWUVEREN/BOERTIEN	NLD	NXT Racing		6	20:13.952	+11.708	124.3	2	3:04.245	136.9	
7	53 Dimitri DE VOS JR.	NLD	D4 Racing by FMA		6	20:22.101	+19.857	123.4	5	3:05.789	135.7	
8	11 Belle RAPPANGE	NLD	Bas Koeten Racing		6	20:24.984	+22.740	123.1	3	3:06.007	135.6	
9	33 Jari BENSCHOP	NLD	Bas Koeten Racing		6	20:25.138	+22.894	123.1	6	3:05.386	136.0	
10	5 Ronald BEZUUR	NLD	Dekker Racing		6	20:35.502	+33.258	122.1	5	3:07.653	134.4	
11	72 Dilango DE VOS	NLD	Blueberry Racing		6	20:41.247	+39.003	121.5	4	3:08.776	133.6	
12	58 Dootje HERBER	NLD	Bas Koeten Racing		6	22:46.785	+244.541	110.4	3	3:10.736	132.2	
13	9 Rik KOEN	NLD	Cor Euser Racing						6	Laps		
14	7 Jules GROUWELS	NLD	Race Art by BKR						6	Laps		
15	22 Jop RAPPANGE	NLD	Bas Koeten Racing						6	Laps		

Published at:

Track Status: **DRY**

Stewards	Timekeeper:
----------	-------------



FORD FIESTA SPRINT CUP NL + BE SPA EURO RACE RACE 1


Final Classification by Division

No	Driver	Nat	Team	Car	Laps	Total Time	Gap	Kph	Best Lap		
									Lap	Time	Kph
1											
1	77 Daan PIJL	NLD	Cor Euser Racing		6	20:02.244		125.5	6	3:04.063	137.0
2	47 Colin CARESANI	NLD	Bas Koeten Racing		6	20:04.379	+2.135	125.2	3	3:04.043	137.0
3	18 Youri/Jorn YERSWIJVEREN/BOERTIEN	NLD	NXT Racing		6	20:13.952	+11.708	124.3	2	3:04.245	136.9
4	53 Dimitri DE VOS JR.	NLD	D4 Racing by FMA		6	20:22.101	+19.857	123.4	5	3:05.789	135.7
5	11 Belle RAPPANGE	NLD	Bas Koeten Racing		6	20:24.984	+22.740	123.1	3	3:06.007	135.6
6	33 Jari BENSCHOP	NLD	Bas Koeten Racing		6	20:25.138	+22.894	123.1	6	3:05.386	136.0
7	58 Doortje HERBER	NLD	Bas Koeten Racing		6	22:46.785	+244.541	110.4	3	3:10.736	132.2
8	9 Rik KOEN	NLD	Cor Euser Racing						6	Laps	
9	7 Jules GROUWELS	NLD	Race Art by BKR						6	Laps	
10	22 Jop RAPPANGE	NLD	Bas Koeten Racing						6	Laps	
2											
1	1 Laurens DE WIT	NLD	Vakgarage jpb Technova College Racing		6	20:07.280		124.9	6	3:04.091	137.0
2	3 Liroy STUART	NLD	Stuard Racing Team		6	20:10.421	+3.141	124.6	4	3:04.340	136.8
3	17 Paul SIELJES	NLD	Stuart Racing Team		6	20:10.624	+3.344	124.6	4	3:04.119	136.9
4	5 Ronald BEZUUR	NLD	Dekker Racing		6	20:35.502	+28.222	122.1	5	3:07.653	134.4
5	72 Dilango DE VOS	NLD	Blueberry Racing		6	20:41.247	+33.967	121.5	4	3:08.776	133.6

Published at:

Track Status: **DRY**


Stewards	Timekeeper:
----------	-------------



FORD FIESTA SPRINT CUP NL + BE SPA EURO RACE RACE 1

Best Sector Times


Sector 1			Sector 2			Sector 3			Ideal Lap	Best Lap
Pos	No Driver	Time	No Driver	Time	No Driver	Time	Pos	No Driver		
1	17 P.SIELJES	54.764	77 D.PIJL	1:19.169	11 B.RAPPANGE	47.690	1	17 P.SIELJES	3:02.829	3:04.119 (6)
2	1 L.DE WIT	55.036	17 P.SIELJES	1:19.511	53 D.DE VOS JR.	48.305	2	1 L.DE WIT	3:03.234	3:04.091 (5)
3	3 L.STUART	55.094	99 D.DERDAELE	1:19.527	29 N.VANSPRINGEL	48.392	3	47 C.CARESANI	3:03.423	3:04.043 (3)
4	98 P.HUART	55.150	1 L.DE WIT	1:19.595	32 K.HERREMANS	48.502	4	18 Y.VERSWIJVEREN/BOERTIEN	3:03.463	3:04.245 (7)
5	47 C.CARESANI	55.165	47 C.CARESANI	1:19.678	3 L.STUART	48.509	5	32 K.HERREMANS	3:03.531	3:04.034 (2)
6	18 Y.VERSWIJVEREN/BOERTIEN	55.167	25 D.DE SAEGER	1:19.687	17 P.SIELJES	48.554	6	99 D.DERDAELE	3:03.644	3:03.832 (1)
7	32 K.HERREMANS	55.222	18 Y.VERSWIJVEREN/BOERTIEN	1:19.713	98 P.HUART	48.579	7	3 L.STUART	3:03.789	3:04.340 (8)
8	29 N.VANSPRINGEL	55.388	32 K.HERREMANS	1:19.807	47 C.CARESANI	48.580	8	29 N.VANSPRINGEL	3:03.847	3:04.504 (9)
9	99 D.DERDAELE	55.406	24 B.LONGIN	1:19.921	18 Y.VERSWIJVEREN/BOERTIEN	48.583	9	77 D.PIJL	3:03.949	3:04.063 (4)
10	53 D.DE VOS JR.	55.412	29 N.VANSPRINGEL	1:20.067	1 L.DE WIT	48.603	10	24 B.LONGIN	3:04.145	3:05.191 (12)
11	24 B.LONGIN	55.415	3 L.STUART	1:20.186	99 D.DERDAELE	48.711	11	98 P.HUART	3:04.148	3:04.959 (11)
12	25 D.DE SAEGER	55.485	98 P.HUART	1:20.419	24 B.LONGIN	48.809	12	25 D.DE SAEGER	3:04.302	3:04.735 (10)
13	11 B.RAPPANGE	55.534	94 G.VAN LIL	1:20.616	77 D.PIJL	48.817	13	53 D.DE VOS JR.	3:04.488	3:05.789 (15)
14	33 J.BENSCHOP	55.783	33 J.BENSCHOP	1:20.719	94 G.VAN LIL	48.828	14	11 B.RAPPANGE	3:04.640	3:06.007 (16)
15	14 A.BORGMANS	55.886	53 D.DE VOS JR.	1:20.771	33 J.BENSCHOP	48.884	15	33 J.BENSCHOP	3:05.386	3:05.386 (13)
16	77 D.PIJL	55.963	5 R.BEZUUR	1:21.026	14 A.BORGMANS	49.119	16	94 G.VAN LIL	3:05.681	3:05.681 (14)
17	94 G.VAN LIL	56.237	72 D.DE VOS	1:21.046	25 D.DE SAEGER	49.130	17	14 A.BORGMANS	3:06.256	3:06.813 (17)
18	5 R.BEZUUR	56.374	30 G.VERVISCH	1:21.185	5 R.BEZUUR	49.367	18	5 R.BEZUUR	3:06.767	3:07.653 (18)
19	58 D.HERBER	56.668	14 A.BORGMANS	1:21.251	72 D.DE VOS	50.109	19	72 D.DE VOS	3:08.283	3:08.776 (19)
20	72 D.DE VOS	57.128	11 B.RAPPANGE	1:21.416	58 D.HERBER	50.118	20	58 D.HERBER	3:09.608	3:10.736 (21)
21	30 G.VERVISCH	57.791	58 D.HERBER	1:22.822	30 G.VERVISCH	50.850	21	30 G.VERVISCH	3:09.826	3:10.665 (20)
22	97 B.VERSLUYS	1:00.549	97 B.VERSLUYS	1:28.341	97 B.VERSLUYS	51.852	22	97 B.VERSLUYS	3:20.742	3:20.742 (22)



FORD FIESTA SPRINT CUP NL + BE SPA EURO RACE RACE 1

Best Top Speed

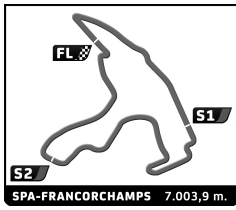
No Driver	Team	Class	Top 1		Top 2		Top 3		Top 4		Top 5		Avg	
			Kph	Lap	Kph	Lap	Kph	Lap	Kph	Lap	Kph	Lap		
18	Youri/Jorn VERSWIJVEREN/BINXT Racing	NL	182.1	5	179.4	6	177.9	4	177.3	2	175.6	3	178,5	
25	David DE SAEGER	Vanspringel Motorsport	BE	182.1	5	180.9	4	177.6	3	176.5	2	173.6	6	178,1
3	Liroy STUART	Stuard Racing Team	NL	181.5	3	178.8	5	177.3	2	177.3	4	177.0	6	178,4
53	Dimitri DE VOS JR.	D4 Racing by FMA	NL	181.2	3	180.3	2	173.6	6	172.0	4	170.9	5	175,6
99	Dylan DERDAELE	Belgium Racing	BE	180.6	2	177.6	4	176.8	6	174.5	5	173.6	3	176,6
14	Alexander BORGMANS	Ford Morren Motor by Niels Lagrange	BE	180.3	4	179.1	6	178.2	2	177.9	3	177.3	5	178,6
29	Nathan VANSRINGEL	Vanspringel Motorsport	BE	180.3	4	178.2	2	176.8	6	174.2	5	173.9	3	176,7
1	Laurens DE WIT	Vakgarage pb Technova College Racing	NL	180.0	3	179.4	4	178.5	2	174.8	6	173.1	5	177,2
17	Paul SIELJES	Stuart Racing Team	NL	179.7	6	178.8	4	178.2	3	177.6	5	176.5	2	178,2
32	Kenny HERREMANS	Niels Lagrange	BE	179.4	2	178.8	3	176.5	4	173.4	5	172.8	6	176,2
11	Belle RAPPANGE	Bas Koeten Racing	NL	179.1	3	178.8	2	177.6	6	174.5	4	172.0	5	176,4
98	Philippe HUART	Belgium Racing	BE	179.1	2	178.2	4	178.2	6	176.5	3	176.5	5	177,7
47	Colin CARESANI	Bas Koeten Racing	NL	178.8	3	177.9	2	177.3	4	174.5	5	173.6	6	176,4
94	Giovanni VAN LIL	Belgium Driver Academy	BE	178.8	4	177.6	6	175.0	5	170.6	3	168.5	2	174,1
33	Jari BENSCHOP	Bas Koeten Racing	NL	178.5	6	175.3	4	173.6	2	172.5	3	170.9	5	174,2
24	Bert LONGIN	Garage Feyaerts	BE	178.2	5	177.9	4	177.6	3	176.8	6	175.3	2	177,2
77	Daan PIJL	Cor Euser Racing	NL	173.4	2	172.8	4	172.8	6	172.5	3	172.2	5	172,7
72	Dilango DE VOS	Blueberry Racing	NL	172.5	2	171.4	4	170.9	3	167.4	5	164.4	6	169,3
58	Doortje HERBER	Bas Koeten Racing	NL	171.2	3	169.5	5	169.3	4	168.2	6	166.4	2	168,9
5	Ronald BEZUUR	Dekker Racing	NL	171.2	2	169.5	3	168.5	4	167.2	6	163.9	5	168,1
30	Gilles VERVISCH	Niels Lagrange	BE	168.2	3	166.4	2	164.6	4	162.7	5	162.4	6	164,9
97	Bart VERSLUYS	Belgium Racing	BE	159.5	6	157.9	2	157.9	4	156.3	3	155.8	5	157,5
7	Jules GROUWELS	Race Art by BKR	NL											
9	Rik KOEN	Cor Euser Racing	NL											
22	Jop RAPPANGE	Bas Koeten Racing	NL											
4	Tom FEYAERTS	Garage Feyaerts	BE											
40	Hanne TERIUM	EMG Motorsport	BE											



FORD FIESTA SPRINT CUP NL + BE SPA EURO RACE RACE 1

Fastest Lap Sequence


Elapsed	No Driver	Team	Car	Class	Time	Kph	Lap
7:45.276	77 Daan PIJL	Cor Euser Racing		NL	3:04.909	136.4	2
7:46.277	47 Colin CARESANI	Bas Koeten Racing		NL	3:04.895	136.4	2
7:51.582	18 <small>Youri/Jam VERSWIJVEREN/BOERTEN</small>	NXT Racing		NL	3:04.245	136.9	2
10:49.415	77 Daan PIJL	Cor Euser Racing		NL	3:04.139	136.9	3
10:50.320	47 Colin CARESANI	Bas Koeten Racing		NL	3:04.043	137.0	3
13:58.589	32 Kenny HERREMANS	Niels Lagrange		BE	3:04.034	137.0	4
13:59.830	99 Dylan DERDAELE	Belgium Racing		BE	3:03.832	137.2	4



FORD FIESTA SPRINT CUP NL + BE SPA EURO RACE RACE 1

Lap Chart

No	Pos	Grid	Lap					
			1	2	3	4	5	6
77	1	77	77	77	77	77	77	77
99	2	99	47	47	47	47	47	47
47	3	47	99	1	1	32	1	
98	4	98	98	32	32	1	32	
17	5	17	1	98	99	99	99	
32	6	32	32	99	98	3	3	
1	7	1	1	24	3	3	17	17
24	8	24	3	17	17	25	98	
9	9	9	25	25	24	25	98	18
25	10	25	3	17	25	18	24	24
3	11	3	94	18	18	24	18	25
94	12	94	18	94	11	53	53	53
18	13	18	14	33	53	11	29	29
40	14	40	33	11	94	33	94	94
7	15	7	11	53	33	94	11	11
14	16	14	53	14	14	29	33	33
33	17	33	30	29	29	14	14	14
4	18	4	29	72	5	5	5	5
53	19	53	72	5	72	72	72	72
30	20	30	5	30	30	30	30	30
22	21	22	97	97	97	97	97	97
11	22	11	58	58	58	58	58	58
58	23	58						
72	24	72						
5	25	5						
29	26	29						
97	27	97						




FORD FIESTA SPRINT CUP NL + BE SPA EURO RACE RACE 1

Analysis by lap

Lapped 

No	Lap Time	Gap	No	Lap Time	Gap	No	Lap Time	Gap	No	Lap Time	Gap	No	Lap Time	Gap
Lap 1														
77	4:40.367	0.000	99	3:08.296	6.583	29	3:04.504	18.910	94	3:06.103	19.807			
99	4:40.987	0.620	3	3:05.454	6.777	11	3:07.050	19.984	33	3:08.451	21.571			
47	4:41.382	1.015	17	3:05.629	7.393	24	3:06.923	7.611	14	3:07.547	22.365			
98	4:41.921	1.554	25	3:06.103	7.721	18	3:05.635	7.802	5	3:07.653	29.547			
17	4:42.400	2.033	11	3:06.007	13.326	72	3:09.145	31.683	72	3:09.145	31.683			
32	4:43.297	2.930	53	3:06.478	14.024	30	3:11.217	39.643	97	3:25.202	1:52.535			
1	4:43.724	3.357	94	3:08.313	14.764	97	3:25.202	1:52.535	58	3:10.781	2:37.335			
24	4:44.080	3.713	33	3:08.753	15.699									
25	4:44.629	4.262	14	3:07.395	15.905									
3	4:45.080	4.713	29	3:07.017	17.389									
94	4:46.869	6.502	5	3:08.301	22.331									
18	4:47.337	6.970	72	3:09.123	22.528									
14	4:48.924	8.557	30	3:10.665	25.466									
33	4:49.305	8.938	97	3:29.944	1:10.959									
11	4:49.769	9.402	58	3:10.736	2:23.938									
53	4:49.936	9.569												
30	4:51.536	11.169												
29	4:52.161	11.794												
72	4:53.637	13.270												
5	4:55.621	15.254												
97	5:00.341	19.974												
58	6:47.438	2:07.071												
Lap 2														
77	3:04.909		77	3:04.308		77	3:04.063		77	3:04.063				
47	3:04.895	1.001	47	3:04.235	0.832	47	3:04.700	2.135	47	3:04.700	2.135			
99	3:06.715	2.426	1	3:04.193	4.503	1	3:04.091	5.036	1	3:04.091	5.036			
98	3:06.110	2.755	32	3:04.034	4.866	32	3:04.785	5.315	32	3:04.785	5.315			
1	3:05.039	3.487	99	3:03.832	6.107	99	3:03.954	5.883	99	3:03.954	5.883			
32	3:05.870	3.891	98	3:04.959	6.453	3	3:04.818	8.177	3	3:04.818	8.177			
24	3:06.023	4.827	3	3:04.340	6.809	17	3:04.260	8.380	17	3:04.260	8.380			
3	3:05.658	5.462	17	3:04.119	7.204	98	3:05.693	11.235	98	3:05.693	11.235			
25	3:06.404	5.757	25	3:04.735	8.148	18	3:05.663	11.708	18	3:05.663	11.708			
17	3:08.779	5.903	18	3:05.100	8.594	24	3:06.592	12.586	24	3:06.592	12.586			
18	3:04.245	6.306	24	3:06.021	9.324	25	3:07.477	12.595	25	3:07.477	12.595			
94	3:08.997	10.590	53	3:06.077	15.793	53	3:06.796	19.857	53	3:06.796	19.857			
33	3:07.056	11.085	11	3:08.374	17.392	29	3:05.630	20.477	29	3:05.630	20.477			
11	3:06.965	11.458	33	3:06.187	17.578	94	3:05.681	21.425	94	3:05.681	21.425			
53	3:07.025	11.685	94	3:07.706	18.162	11	3:06.819	22.740	11	3:06.819	22.740			
14	3:09.001	12.649	29	3:05.783	18.864	33	3:05.386	22.894	33	3:05.386	22.894			
29	3:07.626	14.511	14	3:07.679	19.276	14	3:06.813	25.115	14	3:06.813	25.115			
72	3:09.183	17.544	5	3:08.329	26.352	5	3:07.774	33.258	5	3:07.774	33.258			
5	3:07.824	18.169	72	3:08.776	26.996	72	3:11.383	39.003	72	3:11.383	39.003			
30	3:12.680	18.940	30	3:11.726	32.884	30	3:12.597	48.177	30	3:12.597	48.177			
97	3:30.089	45.154	97	3:25.140	1:31.791	97	3:20.742	2:09.214	97	3:20.742	2:09.214			
58	3:15.179	2:17.341	58	3:11.382	2:31.012	58	3:11.269	2:44.541	58	3:11.269	2:44.541			
Lap 3														
77	3:04.139		77	3:04.458		77	3:04.458		77	3:04.458				
47	3:04.043	0.905	47	3:05.124	1.498	47	3:05.124	1.498	47	3:05.124	1.498			
1	3:05.270	4.618	32	3:04.185	4.593	32	3:04.185	4.593	32	3:04.185	4.593			
32	3:05.388	5.140	1	3:04.963	5.008	1	3:04.963	5.008	1	3:04.963	5.008			
98	3:07.186	5.802	99	3:04.343	5.992	99	3:04.343	5.992	99	3:04.343	5.992			
			3	3:05.071	7.422	3	3:05.071	7.422	3	3:05.071	7.422			
			17	3:05.437	8.183	17	3:05.437	8.183	17	3:05.437	8.183			
			25	3:05.491	9.181	25	3:05.491	9.181	25	3:05.491	9.181			
			98	3:07.610	9.605	98	3:07.610	9.605	98	3:07.610	9.605			
			24	3:05.191	10.057	24	3:05.191	10.057	24	3:05.191	10.057			
			18	3:05.972	10.108	18	3:05.972	10.108	18	3:05.972	10.108			
			53	3:05.789	17.124	53	3:05.789	17.124	53	3:05.789	17.124			




FORD FIESTA SPRINT CUP NL + BE SPA EURO RACE RACE 1

Sector Analysis

■ Personal Best ■ Session Best ■ Crossing the finish line in the pit lane

Lap	Time	Sector 1	Sector 2	Sector 3	T.Sp	Elapsed	Lap	Time	Sector 1	Sector 2	Sector 3	T.Sp	Elapsed	
1	Laurens DE WIT (NLD) Vakgarage pb Technova College Racir							18	Youri/Jorn VERSWIJVEREN/BOERTIEN (NLD) NXT Racing					
1	4:43.724	1:50.112	1:47.336	1:06.276		4:43.724	1	4:47.337	1:58.028	1:43.093	1:06.216		4:47.337	
2	3:05.039	56.247	1:20.189	48.603	178.5	7:48.763	2	3:04.245	55.754	1:19.741	48.750	177.3	7:51.582	
3	3:05.270	55.036	1:21.103	49.131	180.0	10:54.033	3	3:05.635	56.144	1:19.713	49.778	175.6	10:57.217	
4	3:04.193	55.713	1:19.633	48.847	179.4	13:58.226	4	3:05.100	56.062	1:20.455	48.583	177.9	14:02.317	
5	3:04.963	55.844	1:20.378	48.741	173.1	17:03.189	5	3:05.972	55.167	1:20.577	50.228	182.1	17:08.289	
6	3:04.091	55.449	1:19.595	49.047	174.8	20:07.280	6	3:05.663	55.230	1:21.053	49.380	179.4	20:13.952	
3	Liroy STUART (NLD) Stuard Racing Team							24	Bert LONGIN (BEL) Garage Feyaerts					
1	4:45.080	1:53.849	1:45.987	1:05.244		4:45.080	1	4:44.080	1:51.192	1:46.889	1:05.999		4:44.080	
2	3:05.658	56.437	1:20.316	48.905	177.3	7:50.738	2	3:06.023	56.045	1:21.013	48.965	175.3	7:50.103	
3	3:05.454	55.094	1:20.601	49.759	181.5	10:56.192	3	3:06.923	55.422	1:20.772	50.729	177.6	10:57.026	
4	3:04.340	55.645	1:20.186	48.509	177.3	14:00.532	4	3:06.021	57.291	1:19.921	48.809	177.9	14:03.047	
5	3:05.071	55.721	1:20.446	48.904	178.8	17:05.603	5	3:05.191	55.415	1:20.070	49.706	178.2	17:08.238	
6	3:04.818	55.789	1:20.366	48.663	177.0	20:10.421	6	3:06.592	56.378	1:20.572	49.642	176.8	20:14.830	
5	Ronald BEZUUR (NLD) Dekker Racing							25	David DE SAEGER (BEL) Vanspringel Motorsport					
1	4:55.621	2:11.692	1:34.061	1:09.868		4:55.621	1	4:44.629	1:52.313	1:46.676	1:05.640		4:44.629	
2	3:07.824	56.374	1:22.083	49.367	171.2	8:03.445	2	3:06.404	56.650	1:20.255	49.499	176.5	7:51.033	
3	3:08.301	57.071	1:21.353	49.877	169.5	11:11.746	3	3:06.103	56.754	1:20.219	49.130	177.6	10:57.136	
4	3:08.329	56.825	1:21.429	50.075	168.5	14:20.075	4	3:04.735	55.881	1:19.687	49.167	180.9	14:01.871	
5	3:07.653	57.035	1:21.149	49.469	163.9	17:27.728	5	3:05.491	55.485	1:20.504	49.502	182.1	17:07.362	
6	3:07.774	56.907	1:21.026	49.841	167.2	20:35.502	6	3:07.477	56.224	1:21.312	49.941	173.6	20:14.839	
11	Belle RAPPANGE (NLD) Bas Koeten Racing							29	Nathan VANSRINGEL (BEL) Vanspringel Motorsport					
1	4:49.769	2:02.401	1:39.801	1:07.567		4:49.769	1	4:52.161	2:08.583	1:35.899	1:07.679		4:52.161	
2	3:06.965	55.698	1:22.374	48.893	178.8	7:56.734	2	3:07.626	56.380	1:21.721	49.525	178.2	7:59.787	
3	3:06.007	55.534	1:22.184	48.289	179.1	11:02.741	3	3:07.017	56.996	1:21.010	49.011	173.9	11:06.804	
4	3:08.374	56.251	1:22.688	49.435	174.5	14:11.115	4	3:05.783	55.388	1:21.413	48.982	180.3	14:12.587	
5	3:07.050	57.377	1:21.983	47.690	172.0	17:18.165	5	3:04.504	56.045	1:20.067	48.392	174.2	17:17.091	
6	3:06.819	56.299	1:21.416	49.104	177.6	20:24.984	6	3:05.630	56.257	1:20.692	48.681	176.8	20:22.721	
14	Alexander BORGMANS (BEL) Ford Morren Motor by Niels Lagrange							30	Gilles VERVISCH (BEL) Niels Lagrange					
1	4:48.924	1:59.721	1:41.797	1:07.406		4:48.924	1	4:51.536	2:06.619	1:36.885	1:08.032		4:51.536	
2	3:09.001	56.188	1:23.694	49.119	178.2	7:57.925	2	3:12.680	59.242	1:22.561	50.877	166.4	8:04.216	
3	3:07.395	55.886	1:21.828	49.681	177.9	11:05.320	3	3:10.665	57.791	1:21.185	51.689	168.2	11:14.881	
4	3:07.679	56.506	1:21.401	49.772	180.3	14:12.999	4	3:11.726	58.790	1:21.819	51.117	164.6	14:26.607	
5	3:07.547	56.341	1:22.067	49.139	177.3	17:20.546	5	3:11.217	58.741	1:21.626	50.850	162.7	17:37.824	
6	3:06.813	56.128	1:21.251	49.434	179.1	20:27.359	6	3:12.597	59.278	1:22.124	51.195	162.4	20:50.421	
17	Paul SIELJES (NLD) Stuart Racing Team							32	Kenny HERREMANS (BEL) Niels Lagrange					
1	4:42.400	1:47.569	1:48.116	1:06.715		4:42.400	1	4:43.297	1:48.813	1:48.174	1:06.310		4:43.297	
2	3:08.779	55.036	1:24.848	48.895	176.5	7:51.179	2	3:05.870	56.809	1:20.559	48.502	179.4	7:49.167	
3	3:05.629	54.764	1:20.690	50.175	178.2	10:56.808	3	3:05.388	55.222	1:21.186	48.980	178.8	10:54.555	
4	3:04.119	55.960	1:19.511	48.648	178.8	14:00.927	4	3:04.034	55.350	1:19.896	48.788	176.5	13:58.589	
5	3:05.437	55.970	1:20.562	48.905	177.6	17:06.364	5	3:04.185	55.414	1:20.201	48.570	173.4	17:02.774	
6	3:04.260	55.575	1:20.131	48.554	179.7	20:10.624	6	3:04.785	55.992	1:19.807	48.986	172.8	20:07.559	




FORD FIESTA SPRINT CUP NL + BE SPA EURO RACE RACE 1

Sector Analysis

■ Personal Best ■ Session Best ■ Crossing the finish line in the pit lane

Lap	Time	Sector 1	Sector 2	Sector 3	T.Spd	Elapsed	Lap	Time	Sector 1	Sector 2	Sector 3	T.Spd	Elapsed	
33	Jari BENSCHOP (NLD) Bas Koeten Racing							94	Giovanni VAN LIL (BEL) Belgium Driver Academy					
1	4:49.305	2:00.997	1:40.792	1:07.516		4:49.305	1	4:46.869	1:56.584	1:44.028	1:06.257		4:46.869	
2	3:07.056	55.822	1:22.162	49.072	173.6	7:56.361	2	3:08.997	56.430	1:23.204	49.363	168.5	7:55.866	
3	3:08.753	55.877	1:22.665	50.211	172.5	11:05.114	3	3:08.313	56.420	1:22.849	49.044	170.6	11:04.179	
4	3:06.187	55.880	1:21.343	48.964	175.3	14:11.301	4	3:07.706	57.106	1:21.459	49.141	178.8	14:11.885	
5	3:08.451	58.100	1:21.368	48.983	170.9	17:19.752	5	3:06.103	56.499	1:20.776	48.828	175.0	17:17.988	
6	3:05.386	55.783	1:20.719	48.884	178.5	20:25.138	6	3:05.681	56.237	1:20.616	48.828	177.6	20:23.669	
47	Colin CARESANI (NLD) Bas Koeten Racing							97	Bart VERSLUYS (BEL) Belgium Racing					
1	4:41.382	1:41.392	1:51.741	1:08.249		4:41.382	1	5:00.341	2:14.296	1:37.332	1:08.713		5:00.341	
2	3:04.895	55.165	1:21.150	48.580	177.9	7:46.277	2	3:30.089	1:02.440	1:33.034	54.615	157.9	8:30.430	
3	3:04.043	55.409	1:19.879	48.755	178.8	10:50.320	3	3:29.944	1:03.509	1:32.530	53.905	156.3	12:00.374	
4	3:04.235	55.603	1:19.731	48.901	177.3	13:54.555	4	3:25.140	1:02.069	1:30.389	52.682	157.9	15:25.514	
5	3:05.124	56.060	1:20.181	48.883	174.5	16:59.679	5	3:25.202	1:01.683	1:30.618	52.901	155.8	18:50.716	
6	3:04.700	55.999	1:19.678	49.023	173.6	20:04.379	6	3:20.742	1:00.549	1:28.341	51.852	159.5	22:11.458	
53	Dimitri DE VOS JR. (NLD) D4 Racing by FMA							98	Philippe HUART (BEL) Belgium Racing					
1	4:49.936	2:03.257	1:39.245	1:07.434		4:49.936	1	4:41.921	1:46.870	1:48.344	1:06.707		4:41.921	
2	3:07.025	56.115	1:22.003	48.907	180.3	7:56.961	2	3:06.110	55.150	1:22.381	48.579	179.1	7:48.031	
3	3:06.478	55.412	1:21.630	49.436	181.2	11:03.439	3	3:07.186	55.702	1:22.269	49.215	176.5	10:55.217	
4	3:06.077	55.534	1:21.117	49.426	172.0	14:09.516	4	3:04.959	55.177	1:20.419	49.363	178.2	14:00.176	
5	3:05.789	56.713	1:20.771	48.305	170.9	17:15.305	5	3:07.610	55.474	1:22.215	49.921	176.5	17:07.786	
6	3:06.796	56.309	1:20.785	49.702	173.6	20:22.101	6	3:05.693	55.620	1:20.862	49.211	178.2	20:13.479	
58	Doortje HERBER (NLD) Bas Koeten Racing							99	Dylan DERDAELE (BEL) Belgium Racing					
1	6:47.438	4:22.932	1:30.879	53.627		6:47.438	1	4:40.987	1:40.026	1:52.651	1:08.310		4:40.987	
2	3:15.179	58.883	1:26.091	50.205	166.4	10:02.617	2	3:06.715	55.406	1:22.328	48.981	180.6	7:47.702	
3	3:10.736	56.668	1:23.602	50.466	171.2	13:13.353	3	3:08.296	56.103	1:22.312	49.881	173.6	10:55.998	
4	3:11.382	57.417	1:22.822	51.143	169.3	16:24.735	4	3:03.832	55.594	1:19.527	48.711	177.6	13:59.830	
5	3:10.781	57.422	1:23.095	50.264	169.5	19:35.516	5	3:04.343	55.801	1:19.813	48.729	174.5	17:04.173	
6	3:11.269	57.791	1:23.360	50.118	168.2	22:46.785	6	3:03.954	55.622	1:19.607	48.725	176.8	20:08.127	
72	Dilango DE VOS (NLD) Blueberry Racing													
1	4:53.637	2:10.118	1:35.008	1:08.511		4:53.637								
2	3:09.183	57.128	1:21.916	50.139	172.5	8:02.820								
3	3:09.123	57.445	1:21.097	50.581	170.9	11:11.943								
4	3:08.776	57.186	1:21.328	50.262	171.4	14:20.719								
5	3:09.145	57.889	1:21.046	50.210	167.4	17:29.864								
6	3:11.383	58.118	1:23.156	50.109	164.4	20:41.247								
77	Daan PIJL (NLD) Cor Euser Racing													
1	4:40.367	1:37.937	1:54.116	1:08.314		4:40.367								
2	3:04.909	55.994	1:19.932	48.983	173.4	7:45.276								
3	3:04.139	55.963	1:19.169	49.007	172.5	10:49.415								
4	3:04.308	56.095	1:19.174	49.039	172.8	13:53.723								
5	3:04.458	56.069	1:19.527	48.862	172.2	16:58.181								
6	3:04.063	55.980	1:19.266	48.817	172.8	20:02.244								



FORD FIESTA SPRINT CUP NL + BE SPA EURO RACE RACE 2 (30')

Amended

Final Starting Grid

Bart VERSLUYS	Belgium Racing	97	- 14 -		
3:06.237	Jop RAPPANGE	Bas Koeten Racing	22	- 13 -	
3:08.926	Ronald BEZUUR	Dekker Racing	5	- 12 -	
3:07.409	Doortje HERBER	Bas Koeten Racing	58	- 11 -	
3:06.930	Belle RAPPANGE	Bas Koeten Racing	11	- 10 -	
3:05.060	Dimitri DE VOS JR.	D4 Racing by FMA	53	- 9 -	
3:05.002	Jari BENSCHOP	Bas Koeten Racing	33	- 8 -	
3:04.658	Youri/Jorn VERSWIJVEREN/BOERTIEN	NXT Racing	18	- 7 -	
3:03.912	Jules GROUWELS	Race Art by BKR	7	- 6 -	
3:02.691	Liroy STUART	Stuard Racing Team	3	- 5 -	
3:02.428	Daan PIJL	Cor Euser Racing	77	- 4 -	
3:02.417	Colin CARESANI	Bas Koeten Racing	47	- 3 -	
3:02.386	Paul SIELJES	Stuart Racing Team	17	- 2 -	
3:02.043	Laurens DE WIT	Vakgarage pb Technova College Racing	1	- 1 -	
					29 Vanspringel Motorsport Nathan VANSRINGEL
					9 Cor Euser Racing Rik KOEN 3:01.469
					72 Blueberry Racing Dilango DE VOS 3:08.302
					30 Niels Lagrange Gilles VERVISCH 3:12.702
					4 Garage Feyaerts Tom FEYAERTS 3:11.801
					14 Ford Morren Motor by Niels Lagrange Alexander BORGMAANS 3:08.965
					40 EMG Motorsport Hanne TERIUM 3:07.231
					94 Belgium Driver Academy Giovanni VAN LIL 3:06.882
					99 Belgium Racing Dylan DERDAELE 3:05.063
					98 Belgium Racing Philippe HUART 3:04.511
					32 Niels Lagrange Kenny HERREMANS 3:02.747
					24 Garage Feyaerts Bert LONGIN 3:02.674
					25 Vanspringel Motorsport David DE SAEGER 3:02.491

Pole


Published at:

FORD FIESTA SPRINT CUP-BE

POWERED BY  **Hankook**
DRIVING EMOTION

FORD FIESTA SPRINT CUP-NL

POWERED BY  **Hankook**
DRIVING EMOTION




FORD FIESTA SPRINT CUP NL + BE SPA EURO RACE RACE 2 (30')

Amended

Final Starting Grid

Stewards	Timekeeper:
-----------------	--------------------



FORD FIESTA SPRINT CUP NL + BE SPA EURO RACE RACE 2 (30')

Final Classification

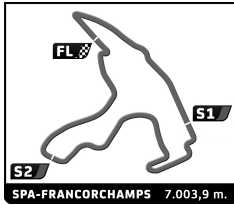
No	Driver	Nat	Team	Car	Cl.	Laps	Total Time	Gap	Kph	Best Lap		
										Lap	Time	Kph
1	1 Laurens DE WIT	NLD	Vakgarage pb Technova College Racing		NL	10	30:46.366	-	136.3	7	3:03.804	137.2
2	77 Daan PIJL	NLD	Cor Euser Racing		NL	10	30:46.773	+0.407	136.3	5	3:03.451	137.4
3	3 Liroy STUART	NLD	Stuard Racing Team		NL	10	30:53.798	+7.432	135.8	6	3:03.979	137.0
4	47 Colin CARESANI	NLD	Bas Koeten Racing		NL	10	30:54.038	+7.672	135.8	2	3:03.825	137.2
5	18 Youri/Jorn VERSWIJVEREN/BOERTIEN	NLD	NXT Racing		NL	10	31:03.495	+17.129	135.1	10	3:04.529	136.6
6	17 Paul SIELJES	NLD	Stuart Racing Team		NL	10	31:04.582	+18.216	135.0	2	3:04.056	137.0
7	99 Dylan DERDAELE	BEL	Belgium Racing		BE	10	31:05.795	+19.429	134.9	8	3:04.517	136.6
8	25 David DE SAEGER	BEL	Vanspringel Motorsport		BE	10	31:05.865	+19.499	134.9	4	3:05.012	136.3
9	98 Philippe HUART	BEL	Belgium Racing		BE	10	31:20.088	+33.722	133.9	8	3:05.968	135.6
10	24 Bert LONGIN	BEL	Garage Feyaerts		BE	10	31:20.354	+33.988	133.9	8	3:05.800	135.7
11	53 Dimitri DE VOS JR.	NLD	D4 Racing by FMA		NL	10	31:27.944	+41.578	133.3	9	3:05.609	135.8
12	32 Kenny HERREMANS	BEL	Niels Lagrange		BE	10	31:30.345	+43.979	133.2	5	3:05.466	136.0
13	5 Ronald BEZUUR	NLD	Dekker Racing		NL	10	31:30.763	+44.397	133.1	6	3:05.841	135.7
14	22 Jop RAPPANGE	NLD	Bas Koeten Racing		NL	10	31:37.775	+51.409	132.6	9	3:06.878	134.9
15	11 Belle RAPPANGE	NLD	Bas Koeten Racing		NL	10	31:37.967	+51.601	132.6	9	3:05.952	135.6
16	14 Alexander BORGMANS	BEL	Ford Morren Motor by Niels Lagrange		BE	10	31:45.922	+59.556	132.1	7	3:06.137	135.5
17	9 Rik KOEN	NLD	Cor Euser Racing		NL	10	31:56.965	+1:10.599	131.3	5	3:09.588	133.0
18	30 Gilles VERVISCH	BEL	Niels Lagrange		BE	10	32:12.811	+1:26.445	130.2	3	3:10.698	132.2
19	29 Nathan VANSRINGEL	BEL	Vanspringel Motorsport		BE	10	32:33.010	+1:46.644	128.9	3	3:08.396	133.8
20	94 Giovanni VAN LIL	BEL	Belgium Driver Academy		BE	10	33:42.590	+2:56.224	124.4	5	3:12.918	130.7
21	72 Dilango DE VOS	NLD	Blueberry Racing		NL	9	28:47.421	1 Lap	131.1	2	3:09.438	133.1
22	7 Jules GROUWELS	NLD	Race Art by BKR		NL	9	31:57.987	1 Lap	118.1	9	3:06.100	135.5
23	97 Bart VERSLUYS	BEL	Belgium Racing		BE	5	16:39.555	5 Laps	125.7	4	3:14.743	129.5
24	58 Doortje HERBER	NLD	Bas Koeten Racing		NL	4	12:49.231	6 Laps	130.5	4	3:09.837	132.8
25	33 Jari BENSCHOP	NLD	Bas Koeten Racing		NL	2	6:21.158	8 Laps	131.2	2	3:08.085	134.1
Not Started												
40	Hanne TERIUM	BEL	EMG Motorsport		BE							
4	Tom FEYAERTS	BEL	Garage Feyaerts		BE							
Pole Position:						Laurens DE WIT		3:02.043				
Fastest Lap:					Lap5	Daan PIJL		3:03.451			137.4 Kph	

5 SECONDS PENALTY TO CARS N° 24 - 98 AND 22 DUE TO JUMP START
20 SECONDS PENALTY TO CAR N° 11 DUE TO CAUSING A COLLISION
10 SECONDS PENALTY TO CAR N° 53 DUE TO CAUSING A COLLISION
CAR N° 99 OFFICIAL WARNING DRIVING STANDARDS

Published at:

Track Status: **DRY**

Stewards	Timekeeper:



FORD FIESTA SPRINT CUP NL + BE SPA EURO RACE RACE 2

Final Classification by Class

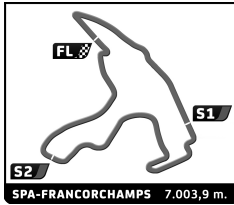
No	Driver	Nat	Team	Car	Laps	Total Time	Gap	Kph	Best Lap			
									Lap	Time	Kph	
BE												
1	99 Dylan DERDAELE	BEL	Belgium Racing		10	31:05.795		134.9	8	3:04.517	136.6	
2	25 David DE SAEGER	BEL	Vanspringel Motorsport		10	31:05.865	+0.070	134.9	4	3:05.012	136.3	
3	98 Philippe HUART	BEL	Belgium Racing		10	31:20.088	+14.293	133.9	8	3:05.968	135.6	
4	24 Bert LONGIN	BEL	Garage Feyaerts		10	31:20.354	+14.559	133.9	8	3:05.800	135.7	
5	32 Kenny HERREMANS	BEL	Niels Lagrange		10	31:30.345	+24.550	133.2	5	3:05.466	136.0	
6	14 Alexander BORGMANS	BEL	Ford Morren Motor by Niels Lagrange		10	31:45.922	+40.127	132.1	7	3:06.137	135.5	
7	30 Gilles VERVISCH	BEL	Niels Lagrange		10	32:12.811	+1'07.016	130.2	3	3:10.698	132.2	
8	29 Nathan VANSRINGEL	BEL	Vanspringel Motorsport		10	32:33.010	+1'27.215	128.9	3	3:08.396	133.8	
9	94 Giovanni VAN LIL	BEL	Belgium Driver Academy		10	33:42.590	+2'36.795	124.4	5	3:12.918	130.7	
10	97 Bart VERSLUYS	BEL	Belgium Racing		5	16:39.555	5 Laps	125.7	4	3:14.743	129.5	
	Not Started											
	40 Hanne TERIUM	BEL	EMG Motorsport								10 Laps	
	4 Tom FEYAERTS	BEL	Garage Feyaerts								10 Laps	

5 SECONDS PENALTY TO CARS N° 24 AND 98 DUE TO JUMP START
CAR N° 99 OFFICIAL WARNING DRIVING STANDARDS

Published at:

Track Status: **DRY**

Stewards	Timekeeper:
----------	-------------



FORD FIESTA SPRINT CUP NL + BE SPA EURO RACE RACE 2

Final Classification by Class


No	Driver	Nat	Team	Car	Laps	Total Time	Gap	Kph	Best Lap			
									Lap	Time	Kph	
NL												
1	1 Laurens DE WIT	NLD	Vakgarage pb Technova College Racing		10	30:46.366		136.3	7	3:03.804	137.2	
2	77 Daan PIJL	NLD	Cor Euser Racing		10	30:46.773	+0.407	136.3	5	3:03.451	137.4	
3	3 Liroy STUART	NLD	Stuard Racing Team		10	30:53.798	+7.432	135.8	6	3:03.979	137.0	
4	47 Colin CARESANI	NLD	Bas Koeten Racing		10	30:54.038	+7.672	135.8	2	3:03.825	137.2	
5	18 Youri/Jorn VERSWIJVEREN/BOERTIEN	NLD	NXT Racing		10	31:03.495	+17.129	135.1	10	3:04.529	136.6	
6	17 Paul SIELJES	NLD	Stuart Racing Team		10	31:04.582	+18.216	135.0	2	3:04.056	137.0	
7	53 Dimitri DE VOS JR.	NLD	D4 Racing by FMA		10	31:27.944	+41.578	133.3	9	3:05.609	135.8	
8	5 Ronald BEZUUR	NLD	Dekker Racing		10	31:30.763	+44.397	133.1	6	3:05.841	135.7	
9	22 Jop RAPPANGE	NLD	Bas Koeten Racing		10	31:37.775	+51.409	132.6	9	3:06.878	134.9	
10	11 Belle RAPPANGE	NLD	Bas Koeten Racing		10	31:37.967	+51.601	132.6	9	3:05.952	135.6	
11	9 Rik KOEN	NLD	Cor Euser Racing		10	31:56.965	+1'10.599	131.3	5	3:09.588	133.0	
12	72 Dilango DE VOS	NLD	Blueberry Racing		9	28:47.421	1 Lap	131.1	2	3:09.438	133.1	
13	7 Jules GROUWELS	NLD	Race Art by BKR		9	31:57.987	1 Lap	118.1	9	3:06.100	135.5	
14	58 Doortje HERBER	NLD	Bas Koeten Racing		4	12:49.231	6 Laps	130.5	4	3:09.837	132.8	
15	33 Jari BENSCHOP	NLD	Bas Koeten Racing		2	6:21.158	8 Laps	131.2	2	3:08.085	134.1	

5 SECONDS PENALTY TO CAR N° 22 DUE TO JUMP START
 20 SECONDS PENALTY TO CAR N° 11 DUE TO CAUSING A COLLISION
 10 SECONDS PENALTY TO CAR N° 53 DUE TO CAUSING A COLLISION

Published at:

Track Status: **DRY**

Stewards	Timekeeper:
----------	-------------



FORD FIESTA SPRINT CUP NL + BE SPA EURO RACE RACE 2

Final Classification by Division

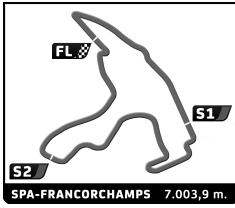
No	Driver	Nat	Team	Car	Laps	Total Time	Gap	Kph	Best Lap			
									Lap	Time	Kph	
1												
1	77 Daan PIJL	NLD	Cor Euser Racing		10	30:46.773		136.3	5	3:03.451	137.4	
2	47 Colin CARESANI	NLD	Bas Koeten Racing		10	30:54.038	+7.265	135.8	2	3:03.825	137.2	
3	18 Youri/Jorn VERSWIJVEREN/BOERTIEN	NLD	NXT Racing		10	31:03.495	+16.722	135.1	10	3:04.529	136.6	
4	53 Dimitri DE VOS JR.	NLD	D4 Racing by FMA		10	31:27.944	+41.171	133.3	9	3:05.609	135.8	
5	22 Jop RAPPANGE	NLD	Bas Koeten Racing		10	31:37.775	+51.002	132.6	9	3:06.878	134.9	
6	11 Belle RAPPANGE	NLD	Bas Koeten Racing		10	31:37.967	+51.194	132.6	9	3:05.952	135.6	
7	9 Rik KOEN	NLD	Cor Euser Racing		10	31:56.965	+1'10.192	131.3	5	3:09.588	133.0	
8	7 Jules GROUWELS	NLD	Race Art by BKR		9	31:57.987	1 Lap	118.1	9	3:06.100	135.5	
9	58 Dootje HERBER	NLD	Bas Koeten Racing		4	12:49.231	6 Laps	130.5	4	3:09.837	132.8	
10	33 Jari BENSCHOP	NLD	Bas Koeten Racing		2	6:21.158	8 Laps	131.2	2	3:08.085	134.1	
2												
1	1 Laurens DE WIT	NLD	Vakgarage jpb Technova College Racing		10	30:46.366		136.3	7	3:03.804	137.2	
2	3 Liroy STUART	NLD	Stuard Racing Team		10	30:53.798	+7.432	135.8	6	3:03.979	137.0	
3	17 Paul SIELJES	NLD	Stuart Racing Team		10	31:04.582	+18.216	135.0	2	3:04.056	137.0	
4	5 Ronald BEZUUR	NLD	Dekker Racing		10	31:30.763	+44.397	133.1	6	3:05.841	135.7	
5	72 Dilango DE VOS	NLD	Blueberry Racing		9	28:47.421	1 Lap	131.1	2	3:09.438	133.1	

5 SECONDS PENALTY TO CAR N° 22 DUE TO JUMP START
 20 SECONDS PENALTY TO CAR N° 11 DUE TO CAUSING A COLLISION
 10 SECONDS PENALTY TO CAR N° 53 DUE TO CAUSING A COLLISION

Published at:

Track Status: **DRY**


Stewards	Timekeeper:
----------	-------------



FORD FIESTA SPRINT CUP NL + BE SPA EURO RACE RACE 2

Best Sector Times


Sector 1			Sector 2			Sector 3			Ideal Lap	Best Lap
Pos	No Driver	Time	No Driver	Time	No Driver	Time	Pos	No Driver		
1	77 D.PIJL	54.903	1 L.DE WIT	1:19.305	53 D.DE VOS JR.	47.637	1	77 D.PIJL	3:02.647	3:03.451 (1)
2	47 C.CARESANI	55.238	99 D.DERDAELE	1:19.337	11 B.RAPPANGE	47.649	2	47 C.CARESANI	3:03.281	3:03.825 (3)
3	17 P.SIELJES	55.440	77 D.PIJL	1:19.437	33 J.BENSCHOP	48.294	3	1 L.DE WIT	3:03.442	3:03.804 (2)
4	18 Y.VERSWIJVEREN/BOERTIEN	55.468	25 D.DE SAEGER	1:19.486	77 D.PIJL	48.307	4	3 L.STUART	3:03.606	3:03.979 (4)
5	32 K.HERREMANS	55.477	3 L.STUART	1:19.586	17 P.SIELJES	48.388	5	17 P.SIELJES	3:03.645	3:04.056 (5)
6	3 L.STUART	55.483	47 C.CARESANI	1:19.620	47 C.CARESANI	48.423	6	99 D.DERDAELE	3:03.748	3:04.517 (6)
7	99 D.DERDAELE	55.542	18 Y.VERSWIJVEREN/BOERTIEN	1:19.786	72 D.DE VOS	48.432	7	18 Y.VERSWIJVEREN/BOERTIEN	3:03.853	3:04.529 (7)
8	53 D.DE VOS JR.	55.584	17 P.SIELJES	1:19.817	14 A.BORGmans	48.483	8	25 D.DE SAEGER	3:03.990	3:05.012 (8)
9	1 L.DE WIT	55.588	24 B.LONGIN	1:20.070	7 J.GROUWELS	48.519	9	53 D.DE VOS JR.	3:04.293	3:05.609 (10)
10	5 R.BEZZUUR	55.591	98 P.HUART	1:20.177	3 L.STUART	48.537	10	32 K.HERREMANS	3:04.408	3:05.466 (9)
11	11 B.RAPPANGE	55.639	32 K.HERREMANS	1:20.214	1 L.DE WIT	48.549	11	98 P.HUART	3:04.499	3:05.968 (14)
12	24 B.LONGIN	55.654	5 R.BEZZUUR	1:20.545	98 P.HUART	48.595	12	11 B.RAPPANGE	3:04.750	3:05.952 (13)
13	14 A.BORGmans	55.683	7 J.GROUWELS	1:20.718	18 Y.VERSWIJVEREN/BOERTIEN	48.599	13	24 B.LONGIN	3:04.777	3:05.800 (11)
14	98 P.HUART	55.727	22 J.RAPPANGE	1:20.874	25 D.DE SAEGER	48.645	14	5 R.BEZZUUR	3:04.928	3:05.841 (12)
15	58 D.HERBER	55.764	53 D.DE VOS JR.	1:21.072	32 K.HERREMANS	48.717	15	7 J.GROUWELS	3:05.302	3:06.100 (15)
16	25 D.DE SAEGER	55.859	9 R.KOEN	1:21.096	5 R.BEZZUUR	48.792	16	14 A.BORGmans	3:05.469	3:06.137 (16)
17	29 N.VANSRINGEL	55.884	14 A.BORGmans	1:21.303	99 D.DERDAELE	48.869	17	22 J.RAPPANGE	3:05.929	3:06.878 (17)
18	33 J.BENSCHOP	56.032	11 B.RAPPANGE	1:21.462	94 G.VAN LIL	48.874	18	33 J.BENSCHOP	3:06.548	3:08.085 (18)
19	7 J.GROUWELS	56.065	29 N.VANSRINGEL	1:21.594	22 J.RAPPANGE	48.979	19	29 N.VANSRINGEL	3:07.025	3:08.396 (19)
20	22 J.RAPPANGE	56.076	30 G.VERVISCH	1:21.642	24 B.LONGIN	49.053	20	72 D.DE VOS	3:07.415	3:09.438 (20)
21	94 G.VAN LIL	57.209	72 D.DE VOS	1:21.769	58 D.HERBER	49.377	21	58 D.HERBER	3:07.618	3:09.837 (22)
22	72 D.DE VOS	57.214	33 J.BENSCHOP	1:22.222	29 N.VANSRINGEL	49.547	22	9 R.KOEN	3:08.384	3:09.588 (21)
23	9 R.KOEN	57.310	58 D.HERBER	1:22.477	9 R.KOEN	49.978	23	94 G.VAN LIL	3:08.613	3:12.918 (24)
24	30 G.VERVISCH	58.181	94 G.VAN LIL	1:22.530	30 G.VERVISCH	50.391	24	30 G.VERVISCH	3:10.214	3:10.698 (23)
25	97 B.VERSLUYS	58.235	97 B.VERSLUYS	1:25.204	97 B.VERSLUYS	51.017	25	97 B.VERSLUYS	3:14.456	3:14.743 (25)



FORD FIESTA SPRINT CUP NL + BE SPA EURO RACE RACE 2

Best Top Speed


No Driver	Team	Class	Top 1		Top 2		Top 3		Top 4		Top 5		Avg
			Kph	Lap	Kph	Lap	Kph	Lap	Kph	Lap	Kph	Lap	
77 Daan PIJL	Cor Euser Racing	NL	182.1	3	180.6	2	180.0	8	178.8	4	177.9	9	179,9
18 Youri/Jorn VERSWIJVEREN/BINXT Racing		NL	181.8	3	180.6	2	175.0	6	175.0	5	174.8	10	177,4
99 Dylan DERDAELE	Belgium Racing	BE	181.8	7	177.9	4	177.3	6	177.0	10	176.8	9	178,2
53 Dimitri DE VOS JR.	D4 Racing by FMA	NL	181.5	2	179.4	7	177.6	8	176.5	6	176.5	5	178,3
24 Bert LONGIN	Garage Feyaerts	BE	181.2	7	179.1	9	178.2	5	177.9	8	177.6	6	178,8
47 Colin CARESANI	Bas Koeten Racing	NL	180.9	2	179.4	4	179.1	7	178.8	3	178.8	8	179,4
14 Alexander BORGMAANS	Ford Morren Motor by Niels Lagrange	BE	180.9	3	180.6	2	178.5	4	178.2	5	177.0	6	179,0
32 Kenny HERREMANS	Niels Lagrange	BE	180.9	5	176.8	7	176.5	4	175.3	6	174.8	3	176,9
58 Dooetje HERBER	Bas Koeten Racing	NL	180.6	3	178.2	4	177.6	2					178,8
17 Paul SIELJES	Stuart Racing Team	NL	180.6	5	178.8	3	177.6	4	175.6	6	175.0	2	177,5
7 Jules GROUWELS	Race Art by BKR	NL	180.3	2	175.3	7	174.2	6	173.9	9	173.6	8	175,5
94 Giovanni VAN LIL	Belgium Driver Academy	BE	180.3	2	170.9	5	169.8	4	168.5	6	167.4	8	171,4
5 Ronald BEZUUR	Dekker Racing	NL	179.7	5	177.3	9	177.3	8	177.0	4	176.8	6	177,6
11 Belle RAPPANGE	Bas Koeten Racing	NL	179.4	3	178.8	2	178.2	8	177.0	5	175.9	6	177,9
3 Liroy STUART	Stuard Racing Team	NL	178.8	2	177.9	6	177.9	7	176.8	5	176.2	8	177,5
1 Laurens DE WIT	Vakgarage pb Technova College Racing	NL	178.2	6	177.3	2	177.3	7	176.5	9	174.5	10	176,8
22 Jop RAPPANGE	Bas Koeten Racing	NL	177.9	3	177.3	10	177.0	9	174.5	2	174.2	4	176,2
25 David DE SAEGER	Vanspringel Motorsport	BE	177.6	4	175.3	2	175.3	7	175.3	8	174.8	3	175,7
98 Philippe HUART	Belgium Racing	BE	177.3	6	176.8	4	176.8	8	175.9	5	175.6	2	176,5
29 Nathan VANSRINGEL	Vanspringel Motorsport	BE	177.0	3	175.6	4	173.6	5	173.4	2	172.2	7	174,4
33 Jari BENSCHOP	Bas Koeten Racing	NL	173.9	2									173,9
9 Rik KOEN	Cor Euser Racing	NL	172.0	2	171.4	3	170.3	4	169.8	5	169.8	9	170,7
72 Dilango DE VOS	Blueberry Racing	NL	171.4	5	170.3	3	170.1	2	167.4	8	166.9	4	169,2
30 Gilles VERVISCH	Niels Lagrange	BE	168.2	4	166.7	3	166.4	2	165.6	5	164.6	6	166,3
97 Bart VERSLUYS	Belgium Racing	BE	165.6	5	164.1	4	163.4	2	162.4	3			163,9
4 Tom FEYAERTS	Garage Feyaerts	BE											
40 Hanne TERIUM	EMG Motorsport	BE											



FORD FIESTA SPRINT CUP NL + BE SPA EURO RACE RACE 2

Fastest Lap Sequence


Elapsed	No Driver	Team	Car	Class	Time	Kph	Lap
6:10.745	1 Laurens DE WIT	Vakgarage pb Technova College Racing		NL	3:03.881	137.1	2
6:11.561	47 Colin CARESANI	Bas Koeten Racing		NL	3:03.825	137.2	2
6:12.459	77 Daan PIJL	Cor Euser Racing		NL	3:03.704	137.3	2
15:25.269	77 Daan PIJL	Cor Euser Racing		NL	3:03.451	137.4	5



FORD FIESTA SPRINT CUP NL + BE SPA EURO RACE RACE 2

Lap Chart

No	Pos	Grid	Lap											
			1	2	3	4	5	6	7	8	9	10		
1	1	1	25	1	1	1	1	1	1	1	1	1	1	1
25	2	25	1	17	17	77	77	77	77	77	77	77	77	77
17	3	17	17	47	77	47	17	17	3	3	3	3	3	3
24	4	24	47	25	47	17	47	25	47	47	47	47	47	47
47	5	47	77	77	25	25	25	3	17	17	17	18	18	18
32	6	32	24	3	3	3	3	47	25	25	25	17	17	17
77	7	77	32	98	18	18	18	18	18	18	18	18	18	99
98	8	98	3	18	98	98	24	98	99	99	99	99	25	25
3	9	3	99	24	24	24	98	99	98	98	98	98	98	98
99	10	99	98	99	11	99	99	24	24	24	24	24	24	24
7	11	7	7	7	99	11	11	11	11	11	11	11	53	53
94	12	94	33	33	53	53	53	53	53	53	53	53	11	11
18	13	18	18	53	7	14	14	14	14	14	14	14	32	32
40	14	40	94	11	14	22	22	22	22	32	32	5	5	5
33	15	33	53	14	72	72	32	32	32	22	22	22	22	22
14	16	14	11	72	22	58	5	5	5	5	5	14	14	14
53	17	53	14	22	29	29	72	72	9	72	9	9	9	9
4	18	4	72	58	58	5	9	9	72	9	72	30	30	30
11	19	11	58	29	9	32	30	30	30	30	30	29	29	29
30	20	30	5	9	5	9	29	29	29	29	29	94	94	94
58	21	58	22	5	30	30	97	94	94	94	94	94	94	94
72	22	72	9	30	32	97	94	7	7	7	7	7	7	7
5	23	5	29	32	97	94	7	7	7	7	7	7	7	7
9	24	9	30	97	94	7	7	7	7	7	7	7	7	7
22	25	22	97	94	94	94	94	94	94	94	94	94	94	94
29	26	29	29	29	29	29	29	29	29	29	29	29	29	29
97	27	97	97	97	97	97	97	97	97	97	97	97	97	97




FORD FIESTA SPRINT CUP NL + BE SPA EURO RACE RACE 2

Analysis by lap

Lapped ■

No	Lap Time	Gap	No	Lap Time	Gap	No	Lap Time	Gap	No	Lap Time	Gap	No	Lap Time	Gap
Lap 1			Lap 3			17	3:04.138	1.572	98	3:06.415	19.618	5	3:06.287	43.135
25	3:06.363	0.000	1	3:04.322		7	5:54.060	1 Lap	24	3:06.155	20.090	9	3:10.468	1:04.748
1	3:06.864	0.501	17	3:04.910	1.074	47	3:05.059	2.305	11	3:06.526	25.411	72	3:11.917	1:06.005
17	3:07.175	0.812	77	3:04.037	1.429	25	3:05.017	3.270	53	3:05.842	25.703	7	3:06.313	1 Lap
47	3:07.736	1.373	47	3:05.068	1.562	3	3:04.221	5.394	14	3:06.137	30.159	30	3:12.250	1:18.438
77	3:08.755	2.392	25	3:05.686	2.769	18	3:05.557	11.982	22	3:07.118	36.731	29	3:10.555	1:39.004
24	3:10.740	4.377	3	3:04.524	6.342	24	3:06.025	14.088	32	3:07.300	37.140	94	3:16.695	2:42.840
32	3:10.758	4.395	18	3:05.237	10.419	98	3:06.323	14.192	5	3:06.057	37.637	Lap 10		
3	3:11.021	4.658	98	3:06.573	11.270	99	3:04.549	16.831	9	3:10.926	51.270	1	3:04.950	
99	3:11.372	5.009	24	3:06.267	11.624	11	3:06.188	19.122	72	3:11.926	52.043	77	3:04.540	0.407
98	3:11.592	5.229	11	3:07.175	15.654	53	3:06.492	21.796	30	3:12.689	1:01.410	3	3:05.322	7.432
7	3:11.847	5.484	99	3:10.614	16.517	14	3:07.384	24.331	7	3:06.895	1 Lap	47	3:04.471	7.672
33	3:13.073	6.710	53	3:10.685	16.916	22	3:07.579	30.182	29	3:10.970	1:27.192	18	3:04.529	17.129
18	3:13.251	6.888	7	3:11.182	17.213	32	3:05.466	32.045	94	3:15.709	2:18.472	17	3:10.374	18.216
94	3:13.794	7.431	14	3:07.729	17.281	5	3:07.041	33.520	Lap 8			99	3:05.462	19.429
53	3:14.041	7.678	72	3:11.089	22.546	72	3:11.337	35.299	1	3:04.454		25	3:11.344	19.499
11	3:14.523	8.160	22	3:09.245	22.658	9	3:09.588	36.660	77	3:04.264	0.495	98	3:09.168	28.722
14	3:15.781	9.418	29	3:08.396	23.249	30	3:11.706	43.379	3	3:05.798	6.973	24	3:09.130	28.988
72	3:17.086	10.723	58	3:10.007	24.327	29	3:47.847	1:12.918	47	3:06.038	7.530	53	3:07.180	31.578
58	3:18.272	11.909	9	3:10.375	26.552	97	3:16.541	1:14.960	17	3:06.809	9.636	11	3:07.580	31.601
5	3:18.642	12.279	5	3:10.252	27.252	94	3:12.918	1:54.850	25	3:06.938	10.095	32	3:06.860	43.979
22	3:19.383	13.020	30	3:10.698	28.524	Lap 6			18	3:05.256	16.898	5	3:06.212	44.397
9	3:20.137	13.774	32	3:05.823	29.779	1	3:03.977		99	3:04.517	18.753	22	3:08.645	46.409
29	3:20.765	14.402	97	3:17.633	53.204	77	3:03.831	0.528	98	3:05.968	21.132	14	3:29.118	59.556
30	3:22.084	15.721	94	3:21.651	1:34.351	17	3:06.849	4.444	24	3:05.800	21.436	9	3:10.801	1:10.599
97	3:29.720	23.357	Lap 4			25	3:05.495	4.788	11	3:06.648	27.605	7	3:06.100	1 Lap
Lap 2			1	3:04.726		3	3:03.979	5.396	53	3:07.076	28.325	30	3:12.957	1:26.445
1	3:03.881		77	3:05.322	2.025	47	3:07.283	5.611	14	3:06.792	32.497	29	3:12.590	1:46.644
17	3:04.056	0.486	47	3:05.212	2.048	18	3:05.995	14.000	32	3:07.382	40.068	94	3:18.334	2:56.224
47	3:03.825	0.816	17	3:05.888	2.236	98	3:06.792	17.007	22	3:08.145	40.422			
25	3:05.787	1.405	25	3:05.012	3.055	99	3:04.768	17.622	5	3:08.251	41.434			
77	3:03.704	1.714	3	3:04.359	5.975	24	3:07.628	17.739	72	3:11.085	58.674			
3	3:05.864	6.140	18	3:05.534	11.227	11	3:07.544	22.689	9	3:12.050	58.866			
98	3:08.172	9.019	98	3:06.127	12.671	53	3:05.846	23.665	7	3:06.764	1 Lap			
18	3:06.998	9.504	24	3:05.967	12.865	14	3:07.472	27.826	30	3:13.818	1:10.774			
24	3:09.684	9.679	99	3:05.293	17.084	22	3:07.212	33.417	29	3:10.297	1:33.035			
99	3:09.598	10.225	11	3:06.808	17.736	32	3:05.576	33.644	94	3:16.713	2:30.731			
7	3:09.251	10.353	53	3:07.916	20.106	5	3:05.841	35.384	Lap 9					
33	3:08.085	10.413	14	3:09.194	21.749	72	3:12.599	43.921	1	3:04.586				
53	3:07.257	10.553	22	3:09.473	27.405	9	3:11.465	44.148	77	3:04.908	0.817			
11	3:09.023	12.801	72	3:10.944	28.764	30	3:13.123	52.525	3	3:04.673	7.060			
14	3:08.838	13.874	58	3:09.837	29.438	7	4:05.575	1 Lap	47	3:05.207	8.151			
72	3:09.438	15.779	29	3:11.350	29.873	29	3:11.085	1:20.026	17	3:07.742	12.792			
22	3:09.097	17.735	5	3:08.755	31.281	94	3:15.694	2:06.567	25	3:07.596	13.105			
58	3:11.115	18.642	32	3:06.328	31.381	Lap 7			18	3:05.238	17.550			
29	3:09.155	19.175	9	3:10.048	31.874	1	3:03.804		99	3:04.750	18.917			
9	3:11.107	20.499	30	3:12.677	36.475	77	3:03.961	0.685	98	3:07.958	24.504			
5	3:13.425	21.322	97	3:14.743	1:03.221	3	3:04.037	5.629	24	3:07.958	24.808			
30	3:10.809	22.148	94	3:17.109	1:46.734	47	3:04.139	5.946	11	3:05.952	28.971			
32	3:28.265	28.278	Lap 5			17	3:06.641	7.281	53	3:05.609	29.348			
97	3:20.918	39.893	1	3:04.802		25	3:06.627	7.611	14	3:07.477	35.388			
94	4:13.973	1:17.022	77	3:03.451	0.674	18	3:05.900	16.096	32	3:06.587	42.069			
						99	3:04.872	18.690	22	3:06.878	42.714			






FORD FIESTA SPRINT CUP NL + BE SPA EURO RACE RACE 2

Sector Analysis

Personal Best Session Best Crossing the finish line in the pit lane

Lap	Time	Sector 1	Sector 2	Sector 3	T.Spd	Elapsed	Lap	Time	Sector 1	Sector 2	Sector 3	T.Spd	Elapsed
1 Laurens DE WIT NLD Vakgarage pb Technova College Racir							4 3:10.048 57.607 1:22.360 50.081 170.3 12:51.667						
1 3:06.864 58.327 1:19.750 48.787 3:06.864							5 3:09.588 57.338 1:21.820 50.430 169.8 16:01.255						
2 3:03.881 55.588 1:19.305 48.988 177.3 6:10.745							6 3:11.465 1:00.209 1:21.277 49.979 161.0 19:12.720						
3 3:04.322 55.806 1:19.517 48.999 173.9 9:15.067							7 3:10.926 59.177 1:21.096 50.653 165.6 22:23.646						
4 3:04.726 56.079 1:19.502 49.145 172.8 12:19.793							8 3:12.050 58.724 1:22.390 50.936 162.9 25:35.696						
5 3:04.802 56.260 1:19.591 48.951 173.1 15:24.595							9 3:10.468 58.277 1:21.224 50.967 169.8 28:46.164						
6 3:03.977 55.621 1:19.616 48.740 178.2 18:28.572							10 3:10.801 58.461 1:21.516 50.824 161.4 31:56.965						
7 3:03.804 55.631 1:19.567 48.606 177.3 21:32.376							11 Belle RAPPANGE NLD Bas Koeten Racing						
8 3:04.454 56.178 1:19.727 48.549 173.1 24:36.830							1 3:14.523 1:03.322 1:22.144 49.057 3:14.523						
9 3:04.586 55.767 1:19.883 48.936 176.5 27:41.416							2 3:09.023 56.209 1:23.244 49.570 178.8 6:23.546						
10 3:04.950 56.377 1:19.715 48.858 174.5 30:46.366							3 3:07.175 55.863 1:22.398 48.914 179.4 9:30.721						
3 Liroy STUART NLD Stuard Racing Team							4 3:06.808 56.241 1:21.830 48.737 173.6 12:37.529						
1 3:11.021 1:01.138 1:20.146 49.737 3:11.021							5 3:06.188 55.639 1:21.462 49.087 177.0 15:43.717						
2 3:05.864 57.094 1:19.685 49.085 178.8 6:16.885							6 3:07.544 56.044 1:22.217 49.283 175.9 18:51.261						
3 3:04.524 55.767 1:19.634 49.123 175.9 9:21.409							7 3:06.526 56.583 1:21.999 47.944 174.5 21:57.787						
4 3:04.359 55.780 1:19.963 48.616 175.6 12:25.768							8 3:06.648 55.984 1:21.475 49.189 178.2 25:04.435						
5 3:04.221 55.698 1:19.986 48.537 176.8 15:29.989							9 3:05.952 56.374 1:21.929 47.649 172.8 28:10.387						
6 3:03.979 55.617 1:19.586 48.776 177.9 18:33.968							10 3:07.580 56.195 1:22.001 49.384 173.1 31:17.967						
7 3:04.037 55.483 1:19.829 48.725 177.9 21:38.005							14 Alexander BORGMANS BEL Ford Morren Motor by Niels Lagrange						
8 3:05.798 55.814 1:21.276 48.708 176.2 24:43.803							1 3:15.781 1:03.960 1:22.578 49.243 3:15.781						
9 3:04.673 55.854 1:19.780 49.039 174.8 27:48.476							2 3:08.838 56.101 1:22.564 50.173 180.6 6:24.619						
10 3:05.322 55.918 1:20.254 49.150 174.5 30:53.798							3 3:07.729 55.683 1:22.663 49.383 180.9 9:32.348						
5 Ronald BEZUUR NLD Dekker Racing							4 3:09.194 56.154 1:21.643 51.397 178.5 12:41.542						
1 3:18.642 1:05.948 1:23.447 49.247 3:18.642							5 3:07.384 56.609 1:21.584 49.191 178.2 15:48.926						
2 3:13.425 58.365 1:23.762 51.298 172.5 6:32.067							6 3:07.472 56.015 1:21.668 49.789 177.0 18:56.398						
3 3:10.252 56.192 1:23.741 50.319 171.7 9:42.319							7 3:06.137 56.351 1:21.303 48.483 176.8 22:02.535						
4 3:08.755 56.469 1:22.124 50.162 177.0 12:51.074							8 3:06.792 56.088 1:21.636 49.068 176.5 25:09.327						
5 3:07.041 55.715 1:22.207 49.119 179.7 15:58.115							9 3:07.477 55.966 1:22.075 49.436 176.8 28:16.804						
6 3:05.841 56.221 1:20.828 48.792 176.8 19:03.956							10 3:29.118 1:02.603 1:30.682 55.833 168.0 31:45.922						
7 3:06.057 56.261 1:20.545 49.251 176.2 22:10.013							17 Paul SIELJES NLD Stuart Racing Team						
8 3:08.251 55.591 1:22.704 49.956 177.3 25:18.264							1 3:07.175 58.850 1:19.937 48.388 3:07.175						
9 3:06.287 56.128 1:21.014 49.145 177.3 28:24.551							2 3:04.056 55.440 1:19.817 48.799 175.0 6:11.231						
10 3:06.212 56.244 1:21.005 48.963 175.3 31:30.763							3 3:04.910 55.497 1:20.045 49.368 178.8 9:16.141						
7 Jules GROUWELS NLD Race Art by BKR							4 3:05.888 57.286 1:19.877 48.725 177.6 12:22.029						
1 3:11.847 1:01.469 1:20.718 49.660 3:11.847							5 3:04.138 55.548 1:19.823 48.767 180.6 15:26.167						
2 3:09.251 56.433 1:24.299 48.519 180.3 6:21.098							6 3:06.849 56.114 1:21.002 49.733 175.6 18:33.016						
3 3:11.182 57.620 1:24.530 49.032 171.2 9:32.280							7 3:06.641 56.593 1:20.737 49.311 173.1 21:39.657						
4 5:54.060B 1:34.980 2:18.235 2:00.845 130.4 15:26.340							8 3:06.809 56.891 1:20.338 49.580 172.5 24:46.466						
5 4:05.575 1:51.024 1:25.157 49.394 168.0 19:31.915							9 3:07.742 57.434 1:20.320 49.988 172.0 27:54.208						
6 3:06.895 56.385 1:20.860 49.650 174.2 22:38.810							10 3:10.374 57.170 1:21.411 51.793 170.9 31:04.582						
7 3:06.764 56.245 1:20.942 49.577 175.3 25:45.574							18 Youri/Jorn VERSWIJVEREN/BOERTIEN NLD NXT Racing						
8 3:06.313 56.400 1:20.879 49.034 173.6 28:51.887							1 3:13.251 1:02.081 1:22.415 48.755 3:13.251						
9 3:06.100 56.065 1:21.076 48.959 173.9 31:57.987							2 3:06.998 55.468 1:22.212 49.318 180.6 6:20.249						
9 Rik KOEN NLD Cor Euser Racing							3 3:05.237 55.746 1:20.600 48.891 181.8 9:25.486						
1 3:20.137 1:07.472 1:22.687 49.978 3:20.137							4 3:05.534 55.953 1:20.565 49.016 174.2 12:31.020						
2 3:11.107 57.310 1:23.230 50.567 172.0 6:31.244							5 3:05.557 56.084 1:20.461 49.012 175.0 15:36.577						
3 3:10.375 57.322 1:22.704 50.349 171.4 9:41.619							6 3:05.995 56.241 1:20.835 48.919 175.0 18:42.572						
							7 3:05.900 56.343 1:20.275 49.282 174.5 21:48.472						
							8 3:05.256 56.200 1:20.097 48.959 174.2 24:53.728						




FORD FIESTA SPRINT CUP NL + BE SPA EURO RACE RACE 2

Sector Analysis

■ Personal Best ■ Session Best ■ Crossing the finish line in the pit lane

Lap	Time	Sector 1	Sector 2	Sector 3	T.Spd	Elapsed	Lap	Time	Sector 1	Sector 2	Sector 3	T.Spd	Elapsed	
9	3:05.238	56.311	1:19.786	49.141	174.5	27:58.966	1	3:22.084	1:06.637	1:24.977	50.470		3:22.084	
10	3:04.529	56.082	1:19.848	48.599	174.8	31:03.495	2	3:10.809	58.181	1:21.697	50.931	166.4	6:32.893	
22	Jop RAPPANGE NLD							3	3:10.698	58.665	1:21.642	50.391	166.7	9:43.591
	Bas Koeten Racing							4	3:12.677	58.742	1:23.127	50.808	168.2	12:56.268
1	3:19.383	1:06.504	1:23.357	49.522		3:19.383	5	3:11.706	58.908	1:21.904	50.894	165.6	16:07.974	
2	3:09.097	57.418	1:22.307	49.372	174.5	6:28.480	6	3:13.123	59.373	1:22.122	51.628	164.6	19:21.097	
3	3:09.245	56.076	1:22.648	50.521	177.9	9:37.725	7	3:12.689	59.258	1:22.197	51.234	164.1	22:33.786	
4	3:09.473	57.926	1:21.304	50.243	174.2	12:47.198	8	3:13.818	59.670	1:22.700	51.448	162.7	25:47.604	
5	3:07.579	56.808	1:21.362	49.409	174.2	15:54.777	9	3:12.250	58.594	1:22.347	51.309	164.1	28:59.854	
6	3:07.212	56.621	1:21.074	49.517	173.4	19:01.989	10	3:12.957	59.047	1:22.668	51.242	162.4	32:12.811	
7	3:07.118	56.276	1:20.874	49.968	173.9	22:09.107	32	Kenny HERREMANS BEL						
8	3:08.145	56.440	1:21.665	50.040	173.4	25:17.252		Niels Lagrange						
9	3:06.878	56.404	1:21.495	48.979	177.0	28:24.130	1	3:10.758	1:00.906	1:20.214	49.638		3:10.758	
10	3:08.645	57.624	1:21.409	49.612	177.3	31:32.775	2	3:28.265	57.228	1:41.277	49.760	173.1	6:39.023	
24	Bert LONGIN BEL							3	3:05.823	56.245	1:20.440	49.138	174.8	9:44.846
	Garage Feyaerts							4	3:06.328	56.001	1:21.311	49.016	176.5	12:51.174
1	3:10.740	59.230	1:21.644	49.866		3:10.740	5	3:05.466	55.477	1:20.715	49.274	180.9	15:56.640	
2	3:09.684	57.911	1:21.176	50.597	173.4	6:20.424	6	3:05.576	56.396	1:20.463	48.717	175.3	19:02.216	
3	3:06.267	56.973	1:20.070	49.224	175.6	9:26.691	7	3:07.300	56.016	1:21.249	50.035	176.8	22:09.516	
4	3:05.967	56.252	1:20.503	49.212	176.2	12:32.658	8	3:07.382	55.971	1:22.073	49.338	172.8	25:16.898	
5	3:06.025	56.435	1:20.537	49.053	178.2	15:38.683	9	3:06.587	56.322	1:21.059	49.206	172.5	28:23.485	
6	3:07.628	56.261	1:21.485	49.882	177.6	18:46.311	10	3:06.860	56.121	1:21.265	49.474	174.5	31:30.345	
7	3:06.155	55.654	1:21.049	49.452	181.2	21:52.466	33	Jari BENSCHOP NLD						
8	3:05.800	55.988	1:20.551	49.261	177.9	24:58.266		Bas Koeten Racing						
9	3:07.958	55.934	1:22.077	49.947	179.1	28:06.224	1	3:13.073	1:01.834	1:22.222	49.017		3:13.073	
10	3:09.130	56.280	1:21.886	50.964	177.0	31:15.354	2	3:08.085	56.032	1:23.759	48.294	173.9	6:21.158	
25	David DE SAEGER BEL							47	Colin CARESANI NLD					
	Vanspringel Motorsport								Bas Koeten Racing					
1	3:06.363	58.229	1:19.489	48.645		3:06.363	1	3:07.736	59.194	1:20.119	48.423		3:07.736	
2	3:05.787	56.420	1:19.883	49.484	175.3	6:12.150	2	3:03.825	55.238	1:20.128	48.459	180.9	6:11.561	
3	3:05.686	57.076	1:19.486	49.124	174.8	9:17.836	3	3:05.068	55.721	1:19.620	49.727	178.8	9:16.629	
4	3:05.012	55.859	1:20.198	48.955	177.6	12:22.848	4	3:05.212	56.131	1:20.267	48.814	179.4	12:21.841	
5	3:05.017	56.337	1:19.762	48.918	173.9	15:27.865	5	3:05.059	55.852	1:20.544	48.663	175.0	15:26.900	
6	3:05.495	56.274	1:19.700	49.521	174.2	18:33.360	6	3:07.283	55.583	1:20.788	50.912	174.5	18:34.183	
7	3:06.627	57.197	1:20.009	49.421	175.3	21:39.987	7	3:04.139	55.490	1:20.012	48.637	179.1	21:38.322	
8	3:06.938	56.834	1:20.386	49.718	175.3	24:46.925	8	3:06.038	55.606	1:21.492	48.940	178.8	24:44.360	
9	3:07.596	57.181	1:20.411	50.004	174.2	27:54.521	9	3:05.207	55.604	1:20.052	49.551	178.5	27:49.567	
10	3:11.344	57.045	1:21.342	52.957	171.4	31:05.865	10	3:04.471	55.911	1:19.698	48.862	175.9	30:54.038	
29	Nathan VANSRINGEL BEL							53	Dimitri DE VOS JR. NLD					
	Vanspringel Motorsport								D4 Racing by FMA					
1	3:20.765	1:07.515	1:23.544	49.706		3:20.765	1	3:14.041	1:03.049	1:22.102	48.890		3:14.041	
2	3:09.155	56.186	1:23.422	49.547	173.4	6:29.920	2	3:07.257	55.986	1:22.134	49.137	181.5	6:21.298	
3	3:08.396	55.884	1:22.262	50.250	177.0	9:38.316	3	3:10.685	58.629	1:22.058	49.998	163.9	9:31.983	
4	3:11.350	57.410	1:21.594	52.346	175.6	12:49.666	4	3:07.916	56.647	1:21.864	49.405	175.9	12:39.899	
5	3:47.847	1:34.199	1:23.486	50.162	173.6	16:37.513	5	3:06.492	56.213	1:21.264	49.015	176.5	15:46.391	
6	3:11.085	57.649	1:23.692	49.744	171.7	19:48.598	6	3:05.846	56.036	1:21.072	48.738	176.5	18:52.237	
7	3:10.970	57.578	1:23.353	50.039	172.2	22:59.568	7	3:05.842	55.774	1:22.192	47.876	179.4	21:58.079	
8	3:10.297	57.500	1:22.881	49.916	171.7	26:09.865	8	3:07.076	55.829	1:22.396	48.851	177.6	25:05.155	
9	3:10.555	57.476	1:23.114	49.965	172.0	29:20.420	9	3:05.609	55.584	1:22.388	47.637	174.8	28:10.764	
10	3:12.590	57.419	1:24.563	50.608	171.4	32:33.010	10	3:07.180	55.750	1:21.329	50.101	176.2	31:17.944	
30	Gilles VERVISCH BEL							58	Doortje HERBER NLD					
	Niels Lagrange								Bas Koeten Racing					



FORD FIESTA SPRINT CUP NL + BE SPA EURO RACE RACE 2

Sector Analysis

■ Personal Best ■ Session Best ■ Crossing the finish line in the pit lane

Lap	Time	Sector 1	Sector 2	Sector 3	T.Spd	Elapsed	Lap	Time	Sector 1	Sector 2	Sector 3	T.Spd	Elapsed
1	3:18.272	1:05.786	1:23.109	49.377		3:18.272	5	3:06.323	56.238	1:20.578	49.507	175.9	15:38.787
2	3:11.115	57.326	1:24.024	49.765	177.6	6:29.387	6	3:06.792	56.015	1:21.274	49.503	177.3	18:45.579
3	3:10.007	55.764	1:22.477	51.766	180.6	9:39.394	7	3:06.415	56.110	1:20.964	49.341	175.0	21:51.994
4	3:09.837	57.100	1:22.745	49.992	178.2	12:49.231	8	3:05.968	56.170	1:20.177	49.621	176.8	24:57.962

72	Dilango DE VOS	NLD
Blueberry Racing		

1	3:17.086	1:05.128	1:21.769	50.189		3:17.086
2	3:09.438	57.294	1:21.797	50.347	170.1	6:26.524
3	3:11.089	57.215	1:23.022	50.852	170.3	9:37.613
4	3:10.944	58.382	1:22.156	50.406	166.9	12:48.557
5	3:11.337	58.323	1:24.582	48.432	171.4	15:59.894
6	3:12.599	59.510	1:22.912	50.177	164.6	19:12.493
7	3:11.926	58.812	1:22.298	50.816	165.4	22:24.419
8	3:11.085	57.815	1:23.075	50.195	167.4	25:35.504
9	3:11.917	58.297	1:23.133	50.487	166.4	28:47.421

77	Daan PIJL	NLD
Cor Euser Racing		

1	3:08.755	59.624	1:20.824	48.307		3:08.755
2	3:03.704	54.903	1:19.631	49.170	180.6	6:12.459
3	3:04.037	55.215	1:19.631	49.191	182.1	9:16.496
4	3:05.322	56.082	1:20.137	49.103	178.8	12:21.818
5	3:03.451	55.569	1:19.437	48.445	177.0	15:25.269
6	3:03.831	55.157	1:20.027	48.647	176.8	18:29.100
7	3:03.961	55.299	1:19.834	48.828	176.5	21:33.061
8	3:04.264	55.695	1:19.909	48.660	180.0	24:37.325
9	3:04.908	55.501	1:20.233	49.174	177.9	27:42.233
10	3:04.540	55.508	1:20.202	48.830	171.4	30:46.773

94	Giovanni VAN LIL	BEL
Belgium Driver Academy		

1	3:13.794	1:02.110	1:22.810	48.874		3:13.794
2	4:13.973	57.209	1:22.530	1:54.234	180.3	7:27.767
3	3:21.651	1:05.509	1:24.457	51.685	153.8	10:49.418
4	3:17.109	59.762	1:26.242	51.105	169.8	14:06.527
5	3:12.918	59.048	1:23.030	50.840	170.9	17:19.445
6	3:15.694	59.748	1:24.314	51.632	168.5	20:35.139
7	3:15.709	1:00.505	1:23.372	51.832	167.4	23:50.848
8	3:16.713	1:00.590	1:24.066	52.057	167.4	27:07.561
9	3:16.695	1:00.668	1:23.799	52.228	166.2	30:24.256
10	3:18.334	59.930	1:26.465	51.939	163.9	33:42.590

97	Bart VERSLUYS	BEL
Belgium Racing		

1	3:29.720	1:10.538	1:27.424	51.758		3:29.720
2	3:20.918	59.260	1:29.307	52.351	163.4	6:50.638
3	3:17.633	59.130	1:27.262	51.241	162.4	10:08.271
4	3:14.743	58.235	1:25.204	51.304	164.1	13:23.014
5	3:16.541	59.212	1:26.312	51.017	165.6	16:39.555

98	Philippe HUART	BEL
Belgium Racing		

1	3:11.592	1:01.454	1:21.543	48.595		3:11.592
2	3:08.172	57.526	1:21.113	49.533	175.6	6:19.764
3	3:06.573	56.240	1:21.030	49.303	174.8	9:26.337
4	3:06.127	55.727	1:21.038	49.362	176.8	12:32.464